


# CAD/JPY FUTURES FUTURES (WITH HUF SETTLEMENT) (CAD-JPY) - BUD/C

2024/07/27 09:52:03

**Price**  
106.08 JPY

**Difference**  0.00% (0.00)

**General attributes**

**Symbol** CAD/JPYC7

**Exchange** Budapest Stock Exchange

**Currency** JPY

**Security type** Future

**Underlying** CANADIAN DOLLAR / JAPANESE YEN (CAD/JPY)

**Maturity** 09-2025

**Contract size** 1,000

**Market data**

**Bid (Bid size)** - JPY (-)

**Ask (Ask size)** - JPY (-)

**Open** 106.08 JPY

**High** -

**Low** -

**Close (prev. day)** 106.08 JPY

**Underlying** CANADIAN DOLLAR / JAPANESE YEN (CAD/JPY)

**Underlying price (date)** 111.113 (24/07/26)

**Settlement price (date)** - (-)

**Open Interest** 0

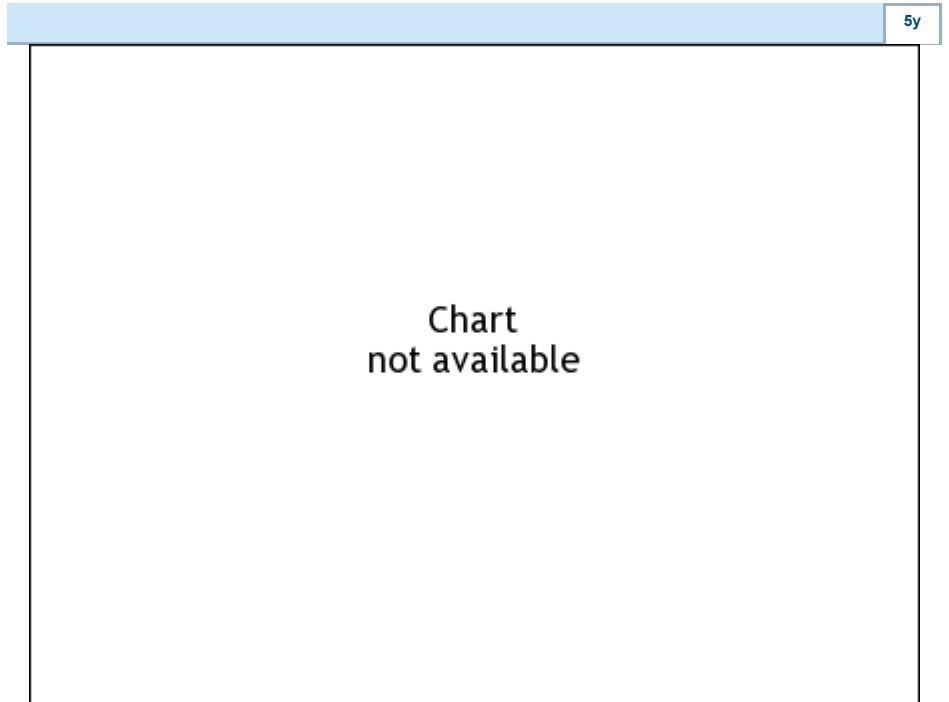
**Performance and Risk**

	6m	1y	3y
Perf (%)	-	-	-
Perf (abs.)	-	-	-
Beta	-	-	-
Volatility	-	-	-

**Futures and Options**

**Related Futures** -

**Related Options** -



Information about previous performance does not guarantee future performance.  
Source: FactSet

**Price data**

Ø price 5 days | Ø volume 5 days (pcs.) - JPY (-)

Ø price 30 days | Ø volume 30 days (pcs.) - JPY (-)

Ø price 100 days | Ø volume 100 days (pcs.) - JPY (-)

Ø price 250 days | Ø volume 250 days (pcs.) - JPY (-)

YTD High | date - JPY (-)









YTD Low | date - JPY (-)

52 Weeks High | date - JPY (-)

52 Weeks Low | date - JPY (-)

**Recent Research**

on market

Date	Headline	Download
2024/07/25	 CEE Special Report   Can we work more for longer?	
2024/07/22	 CEE   Baltics   Economic performance further diverges	
2024/07/22	 Märkte preisen Trump noch nicht ein	
2024/07/22	 Will Hungarian central bank pause or continue with monetary easing?	
2024/07/18	 Western Balkan and the EU - who is ready?	