

CZK/HUF FUTURES (CZK) - BUD/C2

2022/07/21 04:15:45

Price
16.72 HUFDifference  17.50% (2.49)

General attributes

Symbol	CZKC2
Exchange	Budapest Stock Exchange
Currency	HUF
Security type	Future
Underlying	CZECH KORUNA / HUNGARIAN FORINT (CZK/HUF)
Maturity	10-2024
Contract size	100,000

Market data

Bid (Bid size)	- HUF (-)
Ask (Ask size)	- HUF (-)
Open	16.72 HUF
High	16.72 HUF
Low	16.72 HUF
Close (prev. day)	14.2294 HUF
Underlying	CZECH KORUNA / HUNGARIAN FORINT (CZK/HUF)
Underlying price (date)	15.6998 (24/09/03)
Settlement price (date)	- (-)
Open Interest	0

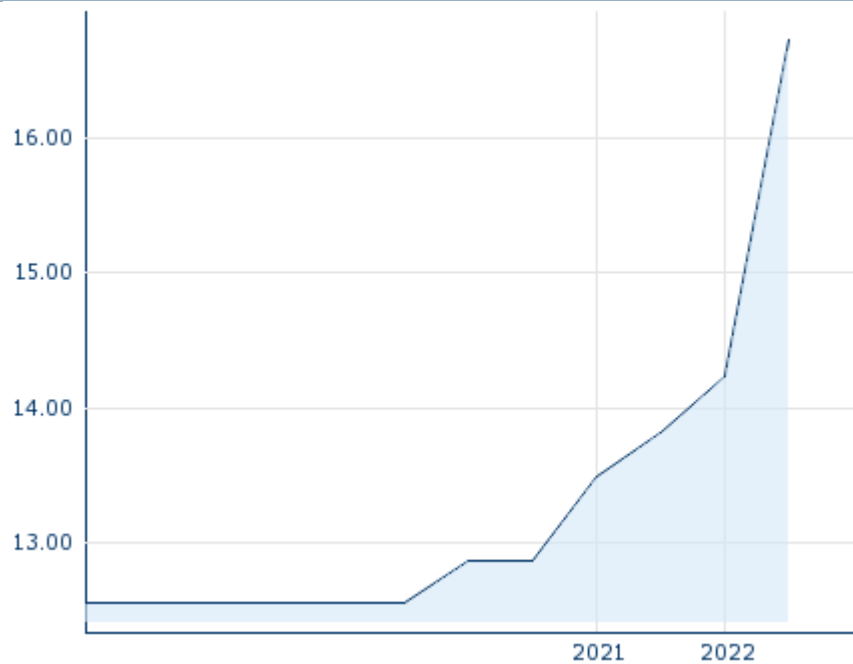
Performance and Risk

	6m	1y	3y
Perf (%)	-	+23.99%	-
Perf (abs.)	-	+3.24	-
Beta	-	-	-
Volatility	149.29	124.24	73.80

Futures and Options

Related Futures	-
Related Options	-

5y





Information about previous performance does not guarantee future performance.
Source: FactSet

Price data

Ø price 5 days Ø volume 5 days (pcs.)	14.23 HUF (0)
Ø price 30 days Ø volume 30 days (pcs.)	- HUF (0)
Ø price 100 days Ø volume 100 days (pcs.)	- HUF (0)
Ø price 250 days Ø volume 250 days (pcs.)	- HUF (0)
YTD High date	16.72 HUF (2022/07/21)
YTD Low date	14.23 HUF (2022/04/21)
52 Weeks High date	16.72 HUF (2022/07/21)
52 Weeks Low date	13.82 HUF (2021/07/22)

Recent Research

Date	Headline	Download
2024/09/02	 Eurozone Inflation und US-Arbeitsmarkt beschäftigen die Märkte	
2024/09/02	 More 2Q24 GDP structure and monthly data on 3Q24 performance	
2024/08/26	 Glance at GDP structure and August's inflation	
2024/08/20	 CEE Special Report Social Development Goals in the region	
2024/08/19	 Poland's monthly data as tipping point for upward growth revisions	