

EURO/CHF FUTURES (WITH HUF SETTLEMENT) (EUR-CHF) - BUD/C1

2024/04/18 04:38:03

Price

0.9669 CHF

Difference  -1.33% (-0.01)

General attributes

Symbol	EUR/CHFC1
Exchange	Budapest Stock Exchange
Currency	CHF
Security type	Future
Underlying	EURO / SWISS FRANC (EUR/CHF)
Maturity	05-2024
Contract size	1,000

Market data

Bid (Bid size)	0.9811 CHF (100)
Ask (Ask size)	0.9799 CHF (100)
Open	0.9669 CHF
High	0.9669 CHF
Low	0.9669 CHF
Close (prev. day)	0.9799 CHF
Underlying	EURO / SWISS FRANC (EUR/CHF)
Underlying price (date)	0.9695 (24/04/19)
Settlement price (date)	- (-)
Open Interest	100

Performance and Risk

	6m	1y	3y
Perf (%)	+1.61%	-1.47%	-12.10%
Perf (abs.)	+0.02	-0.01	-0.13
Beta	-	-	-
Volatility	11.44	9.04	14.96

Futures and Options

Related Futures	-
Related Options	-

5y











Information about previous performance does not guarantee future performance.
Source: FactSet

Price data

Ø price 5 days Ø volume 5 days (pcs.)	- CHF (-)
Ø price 30 days Ø volume 30 days (pcs.)	0.9718 CHF (30)
Ø price 100 days Ø volume 100 days (pcs.)	0.9555 CHF (26)
Ø price 250 days Ø volume 250 days (pcs.)	0.9643 CHF (72)
YTD High date	0.9811 CHF (2024/04/04)
YTD Low date	0.9295 CHF (2024/01/02)
52 Weeks High date	0.9841 CHF (2023/05/02)
52 Weeks Low date	0.9295 CHF (2024/01/02)

Recent Research

Date	Headline	Download
2024/04/15	 Croatia Special Report What's behind Croatia's economic acceleration?	
2024/04/15	 Parliamentary elections in Croatia	
2024/04/11	 Less aggressive monetary easing to come	
2024/04/08	 EZB Zinssenkung im Juni	
2024/04/08	 Inflation numbers and Serbia's central bank meeting	