

EURO/HUF FUTURES (EUR) - BUD/C11

2024/02/22 03:33:26

Price

394.45 HUF

Difference  -0.69% (-2.75)

General attributes

Symbol	EURC11
Exchange	Budapest Stock Exchange
Currency	HUF
Security type	Future
Underlying	EURO / HUNGARIAN FORINT (EUR/HUF)
Maturity	03-2025
Contract size	1,000

Market data

Bid (Bid size)	393.92 HUF (50)
Ask (Ask size)	390.55 HUF (200)
Open	394.45 HUF
High	394.45 HUF
Low	394.45 HUF
Close (prev. day)	397.20 HUF
Underlying	EURO / HUNGARIAN FORINT (EUR/HUF)
Underlying price (date)	386.30 (24/05/15)
Settlement price (date)	- (-)
Open Interest	0

Performance and Risk

	6m	1y	3y
Perf (%)	-2.94%	-5.13%	+8.07%
Perf (abs.)	-11.95	-21.35	+29.45
Beta	-	-	-
Volatility	30.11	41.68	47.27

Futures and Options

Related Futures	-
Related Options	-

5y











Information about previous performance does not guarantee future performance.
Source: FactSet

Price data

Ø price 5 days Ø volume 5 days (pcs.)	- HUF (-)
Ø price 30 days Ø volume 30 days (pcs.)	395.83 HUF (0)
Ø price 100 days Ø volume 100 days (pcs.)	397.12 HUF (3)
Ø price 250 days Ø volume 250 days (pcs.)	404.73 HUF (3)
YTD High date	397.20 HUF (2024/01/17)
YTD Low date	390.55 HUF (2024/01/08)
52 Weeks High date	432.15 HUF (2023/03/16)
52 Weeks Low date	390.55 HUF (2024/01/08)

Recent Research

on market		
Date	Headline	Download
2024/05/13	 Will Romanian central bank begin monetary easing?	
2024/05/10	 EU News Monthly May 2024	
2024/05/08	 Marktkommentar	
2024/05/06	 Anzeichen für eine wirtschaftliche Wende?	
2024/05/06	 Mixed data on retail sales and industrial output	