

EURO/NOK FUTURES (WITH HUF SETTLEMENT) (EUR-NOK) - BUD/C2

2024/04/18 04:38:03

Price

11.597 NOK

Difference  **-1.40% (-0.17)**

General attributes

Symbol	EUR/NOKC2
Exchange	Budapest Stock Exchange
Currency	NOK
Security type	Future
Underlying	EURO / NORWEGIAN KRONER (EUR/NOK)
Maturity	07-2024
Contract size	1,000

Market data

Bid (Bid size)	10.3826 NOK (50)
Ask (Ask size)	11.3818 NOK (500)
Open	11.597 NOK
High	11.597 NOK
Low	11.597 NOK
Close (prev. day)	11.762 NOK
Underlying	EURO / NORWEGIAN KRONER (EUR/NOK)
Underlying price (date)	11.6115 (24/05/20)
Settlement price (date)	- (-)
Open Interest	0

Performance and Risk

	6m	1y	3y
Perf (%)	-	-	+14.64%
Perf (abs.)	-	-	+1.48
Beta	-	-	-
Volatility	56.42	68.33	49.21

Futures and Options

Related Futures	-
Related Options	-

5y












Information about previous performance does not guarantee future performance.
Source: FactSet

Price data

Ø price 5 days Ø volume 5 days (pcs.)	- NOK (-)
Ø price 30 days Ø volume 30 days (pcs.)	- NOK (-)
Ø price 100 days Ø volume 100 days (pcs.)	11.680 NOK (0)
Ø price 250 days Ø volume 250 days (pcs.)	11.604 NOK (0)
YTD High date	11.762 NOK (2024/01/17)
YTD Low date	11.597 NOK (2024/04/18)
52 Weeks High date	11.762 NOK (2024/01/17)
52 Weeks Low date	11.019 NOK (2023/04/20)

Recent Research

Date	Headline	Download
2024/05/19	 Hungarian central bank to cut rates further	
2024/05/13	 Will Romanian central bank begin monetary easing?	
2024/05/10	 EU News Monthly May 2024	
2024/05/08	 Marktkommentar	
2024/05/06	 Anzeichen für eine wirtschaftliche Wende?	