

## USD/RUB FUTURES (WITH HUF SETTLEMENT) (USD-RUB) - BUD/C2

2021/04/22 05:09:12

## Price

77.894 RUB

Difference  0.00% (0.00)

## General attributes

Symbol	USD/RUBC2
Exchange	Budapest Stock Exchange
Currency	RUB
Security type	Future
Underlying	US DOLLAR / RUSSIAN ROUBLE (USD/RUB)
Maturity	06-2024
Contract size	1,000

## Market data

Bid (Bid size)	- RUB (-)
Ask (Ask size)	- RUB (-)
Open	77.894 RUB
High	77.894 RUB
Low	77.894 RUB
Close (prev. day)	77.894 RUB
Underlying	US DOLLAR / RUSSIAN ROUBLE (USD/RUB)
Underlying price (date)	92.6592 (24/05/09)
Settlement price (date)	- (-)
Open Interest	0

## Performance and Risk

	6m	1y	3y
Perf (%)	-	-	-
Perf (abs.)	-	-	-
Beta	-	-	-
Volatility	-	-	-

## Futures and Options

Related Futures	-
Related Options	-

5y









78.75  
78.50  
78.25  
78.00  
77.75  
77.50  
77.25  
77.00

Information about previous performance does not guarantee future performance.  
Source: FactSet

## Price data

Ø price 5 days   Ø volume 5 days (pcs.)	- RUB (0)
Ø price 30 days   Ø volume 30 days (pcs.)	- RUB (0)
Ø price 100 days   Ø volume 100 days (pcs.)	- RUB (0)
Ø price 250 days   Ø volume 250 days (pcs.)	- RUB (0)
YTD High   date	77.894 RUB (2021/04/22)
YTD Low   date	77.894 RUB (2021/04/22)
52 Weeks High   date	77.894 RUB (2021/04/22)
52 Weeks Low   date	77.894 RUB (2021/04/22)

## Recent Research

on market		
Date	Headline	Download
2024/05/08	 Marktkommentar	
2024/05/06	 Anzeichen für eine wirtschaftliche Wende?	
2024/05/06	 Mixed data on retail sales and industrial output	
2024/05/02	 FX markets reflect uncertain interest rate outlook	
2024/05/02	 FX-Märkte spiegeln unsicheres Zinsumfeld wider	