

## MARIMEKKO OYJ

ISIN: **FI0009007660** WKN: **MMO1V**

## Overview

2023/09/29 17:38:13

## Price

10.51 EUR

Difference  4.06% (0.41)

## General attributes

ISIN	FI0009007660
Symbol	MEKKO
Exchange	London Stock Exchange
Currency	EUR
Sector	Consumer Products
Security type	Stock
Market cap (m)	490 EUR
Benchmark	OMX HELSINKI 25

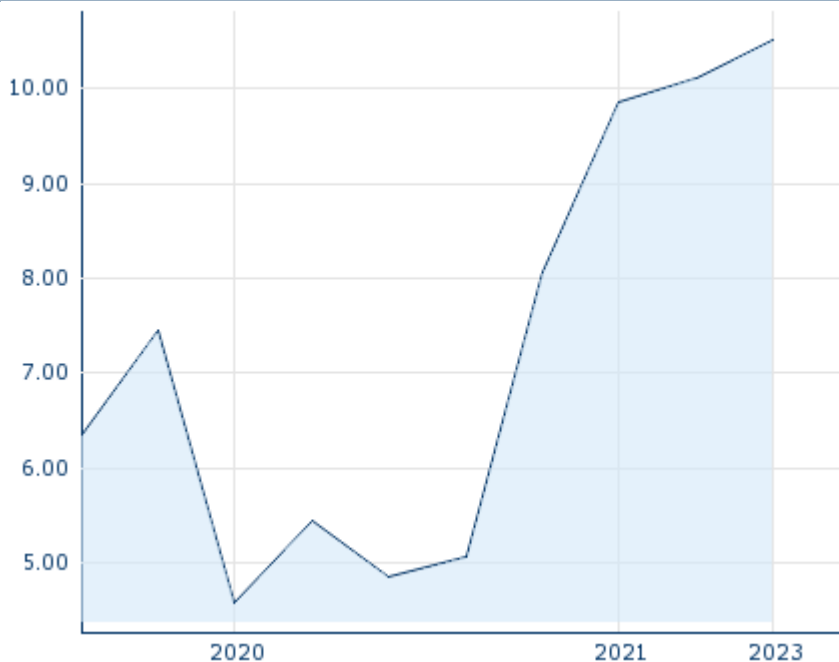
## Market data

Bid (Bid size)	5.20 EUR (20,000)
Ask (Ask size)	5.46 EUR (20,000)
Open	10.51 EUR
High	10.51 EUR
Low	10.51 EUR
Close (prev. day)	10.10 EUR
VWAP	10.51 EUR
Volume (pcs)	1,318
Trading volume	13,852.18
Number of trades	2
Last size	489

## Futures and Options


Related Futures	-
Related Options	-

5y



Information about previous performance does not guarantee future performance.  
Source: FactSet

## Recent research

on sector		on market	
Date		Headline	Download
2024/09/11		Global Equity Ratings	
2024/09/11		Aktienempfehlungen Global	
2024/09/09		Aktienempfehlungen Österreich	
2024/09/05		Global Equity Ratings	
2024/09/05		Aktienempfehlungen Global	

## Details

2023/09/29 17:38:13

## Price

10.51 EUR

Difference ▲ 4.06% (0.41)

## General attributes

ISIN	F10009007660
Symbol	MEKKO
Exchange	London Stock Exchange
Currency	EUR
Sector	Consumer Products
Security type	Stock
Market cap (m)	490 EUR
Benchmark	OMX HELSINKI 25

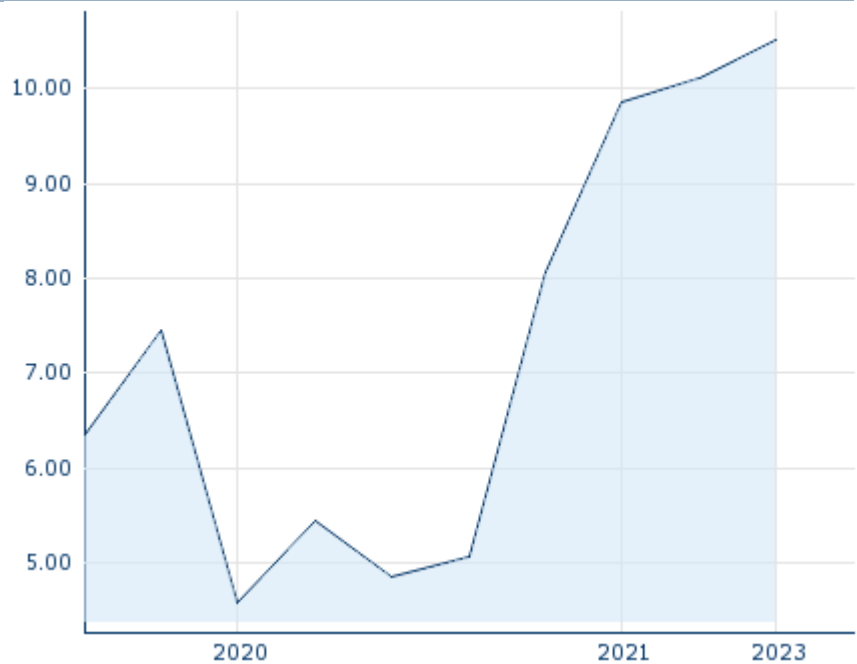
## Market data

Bid (Bid size)	5.20 EUR (20,000)
Ask (Ask size)	5.46 EUR (20,000)
Open	10.51 EUR
High	10.51 EUR
Low	10.51 EUR
Close (prev. day)	10.10 EUR
VWAP	10.51 EUR
Volume (pcs)	1,318
Trading volume	13,852.18
Number of trades	2
Last size	489

## Performance and Risk

	6m	1y	3y
Perf (%)	-	-	-
Perf (abs.)	-	-	-
Beta	-	-	-
Volatility	-	-	-

5y



Information about previous performance does not guarantee future performance.  
Source: FactSet

## Price data

Ø price 5 days   Ø volume 5 days (pcs.)	- EUR (-)
Ø price 30 days   Ø volume 30 days (pcs.)	- EUR (-)
Ø price 100 days   Ø volume 100 days (pcs.)	- EUR (4)
Ø price 250 days   Ø volume 250 days (pcs.)	10.51 EUR (10)
YTD High   date	- EUR (-)
YTD Low   date	- EUR (-)
52 Weeks High   date	10.51 EUR (2023/09/29)
52 Weeks Low   date	10.51 EUR (2023/09/29)

## Arbitrage views

Exchange	Date	Time	Price	Trading volume (mio.)	Number of trades
Stuttgart	2024/09/17	15:34	12.10 EUR	0.00	8
Nasdaq Helsinki	2024/09/17	18:00	12.06 EUR	0.12	226
Munich	2024/09/17	08:08	12.08 EUR	0.00	2
London Stock Exchange	2023/09/29	17:38	10.51 EUR	0.01	2
Frankfurt	2024/09/17	21:49	11.96 EUR	0.00	3

	17						
FINRA other OTC Issues	2024/08/ 23	21:06	12.422 USD	0.00		1	
Duesseldorf	2024/09/ 17	08:12	11.80 EUR	0.00		3	

## Company profile

### Company Logo

**marimekko**

### Company Profile

-

### Contact Details

MARIMEKKO

--

Puusepankatu 4 00880 Helsinki

Telefon: +358 9 75871

Fax: +358 9 755 3051

E-mail: [info@marimekko.com](mailto:info@marimekko.com)