

STANTEC INC.

ISIN: CA85472N1096

WKN: 85472N109

Overview

2024/07/12 11:29:33

Price

77.00 EUR

Difference  -0.65% (-0.50)

General attributes

ISIN CA85472N1096

Symbol STN

Exchange Frankfurt

Currency EUR

Sector Chemical / Pharmaceutical / Health

Security type Stock

Market cap (m) 8,910 EUR

Benchmark S&P/TSX 60 INDEX

Market data

Bid (Bid size) -

Ask (Ask size) -

Open 77.50 EUR

High 77.50 EUR

Low 77.00 EUR

Close (prev. day) 77.50 EUR

VWAP 74.00 EUR

Volume (pcs) 0

Trading volume 0.00

Number of trades 3

Last size 0

Futures and Options

Related Futures -

Related Options -

5y










Information about previous performance does not guarantee future performance.

Source: FactSet

Recent research

on sector

Date		Headline	Download
2024/07/12		Global Equity Ratings	
2024/07/12		Aktienempfehlungen Global	
2024/07/09		Aktienempfehlungen Österreich	
2024/06/24		Aktienempfehlungen Österreich	
2024/06/21		Global Equity Ratings	

Details

2024/07/12 11:29:33

Price

77.00 EUR

Difference ▼ -0.65% (-0.50)

General attributes

ISIN CA85472N1096

Symbol STN

Exchange Frankfurt

Currency EUR

Sector Chemical / Pharmaceutical / Health

Security type Stock

Market cap (m) 8,910 EUR

Benchmark S&P/TSX 60 INDEX

Market data

Bid (Bid size) -

Ask (Ask size) -

Open 77.50 EUR

High 77.50 EUR

Low 77.00 EUR

Close (prev. day) 77.50 EUR

VWAP 74.00 EUR

Volume (pcs) 0

Trading volume 0.00

Number of trades 3

Last size 0

Performance and Risk

	6m	1y	3y
Perf (%)	+5.48%	+29.41%	+103.70%
Perf (abs.)	+4.00	+17.50	+39.20
Beta	0.60	0.54	0.73
Volatility	26.53	27.22	26.16

5y



Information about previous performance does not guarantee future performance.
Source: FactSet

Price data

Ø price 5 days Ø volume 5 days (pcs.)	77.20 EUR (0)
Ø price 30 days Ø volume 30 days (pcs.)	75.88 EUR (0)
Ø price 100 days Ø volume 100 days (pcs.)	75.47 EUR (21)
Ø price 250 days Ø volume 250 days (pcs.)	69.08 EUR (21)
YTD High date	80.50 EUR (2024/03/21)
YTD Low date	70.00 EUR (2024/01/08)
52 Weeks High date	80.50 EUR (2024/03/21)
52 Weeks Low date	56.00 EUR (2023/10/27)

Arbitrage views

Exchange ⊕	Date	Time	Price	Trading volume (mio.)	Number of trades
Tradegate	2024/07/12	22:02	78.50 EUR	0.00	1
Toronto Stock Exchange	2024/07/12	22:00	116.12 CAD	26.93	1,748
Stuttgart	2024/07/12	20:14	78.00 EUR	0.00	11
NYSE	2024/07/12	22:00	85.17 USD	9.56	1,746
Munich	2024/07/12	08:02	78.00 EUR	0.00	1

	12						
Frankfurt	2024/07/12	11:29	77.00	EUR	0.00		3
Duesseldorf	2024/07/12	19:32	77.50	EUR	0.00		6

Company profile

Company Logo



Contact Details

STANTEC INC.

--

10160 - 112 Street Edmonton, Suite 200 T5K 2L6 Alberta, AB

Telefon: +1 780 917 7000

Fax: +1 780 917 7330

E-mail: ir@stantec.com

Company Profile

-

Members of Management Board

Gord Johnston	Chairman of Managing Board
Theresa Jang	Member of Executive Committee
Tino DiManno	Member of Executive Committee

Board of directors

Douglas Ammerman	Chairman of Supervisory Board
Patricia Galloway	Member of Supervisory Board
Angeline Chen	Member of Supervisory Board
Celina Doka	Member of Supervisory Board
Donald Lowry	Member of Supervisory Board
Marie-Lucie Morin	Member of Supervisory Board
Martin à Porta	Member of Supervisory Board
Robert Gomes	Member of Supervisory Board
Shelley Brown	Member of Supervisory Board