

## DESERT GOLD VENTURES INC.

ISIN: CA25039N4084 WKN: A14X09

## Overview

2024/07/26 22:26:41

Price  
0.0485 EURDifference  -1.02% (-0.00)

## General attributes

ISIN	CA25039N4084
Symbol	QXR2
Exchange	Tradegate
Currency	EUR
Sector	Energy / Commodities
Security type	Stock
Market cap (m)	12 EUR
Benchmark	S&P/TSX 60 INDEX

## Market data

Bid (Bid size)	0.0435 EUR (23,149)
Ask (Ask size)	0.0535 EUR (18,657)
Open	0.048 EUR
High	0.0515 EUR
Low	0.048 EUR
Close (prev. day)	0.049 EUR
VWAP	0.04952 EUR
Volume (pcs)	23,000
Trading volume	1,139.00
Number of trades	2
Last size	-

## Futures and Options










Related Futures	-
Related Options	-

5y



Information about previous performance does not guarantee future performance.  
Source: FactSet

## Recent research

on sector			
Date		Headline	Download
2024/07/26		Equity Weekly	
2024/07/24		Global Equity Ratings	
2024/07/24		Aktienempfehlungen Global	
2024/07/15		Aktienempfehlungen Global	
2024/07/12		Equity Weekly	

## Details

2024/07/26 22:26:41

**Price**  
0.0485 EUR

**Difference** ▼ -1.02% (-0.00)

## General attributes

ISIN	CA25039N4084
Symbol	QXR2
Exchange	Tradegate
Currency	EUR
Sector	Energy / Commodities
Security type	Stock
Market cap (m)	12 EUR
Benchmark	S&P/TSX 60 INDEX

## Market data

Bid (Bid size)	0.0435 EUR (23,149)
Ask (Ask size)	0.0535 EUR (18,657)
Open	0.048 EUR
High	0.0515 EUR
Low	0.048 EUR
Close (prev. day)	0.049 EUR
VWAP	0.04952 EUR
Volume (pcs)	23,000
Trading volume	1,139.00
Number of trades	2
Last size	-

## Performance and Risk

	6m	1y	3y
Perf (%)	+123.91%	+32.05%	-48.29%
Perf (abs.)	+0.03	+0.01	-0.05
Beta	-0.59	0.28	0.14
Volatility	72.02	95.40	93.52

5y



Information about previous performance does not guarantee future performance.  
Source: FactSet

## Price data

Ø price 5 days   Ø volume 5 days (pcs.)	0.0491 EUR (38,690)
Ø price 30 days   Ø volume 30 days (pcs.)	0.0466 EUR (57,754)
Ø price 100 days   Ø volume 100 days (pcs.)	0.0458 EUR (97,176)
Ø price 250 days   Ø volume 250 days (pcs.)	0.0366 EUR (66,938)
YTD High   date	0.0600 EUR (2024/04/04)
YTD Low   date	0.0205 EUR (2024/01/26)
52 Weeks High   date	0.0600 EUR (2024/04/04)
52 Weeks Low   date	0.0175 EUR (2023/10/09)

## All listings for DESERT GOLD VENTURES INC.

Exchange	Date	Time	Price	Trading volume (mio.)	Number of trades
Tradegate	2024/07/26	22:26	0.0485 EUR	0.00	2
TSX Venture Exchange	2024/07/25	21:59	0.07 CAD	0.01	5
Stuttgart	2024/07/26	14:44	0.0425 EUR	0.00	4
Munich	2024/07/26	08:02	0.0475 EUR	0.00	1
Frankfurt	2024/07/26	08:10	0.046 EUR	0.00	2

	26					
FINRA other OTC Issues	2024/07/ 05	20:56	0.047 USD	0.00		2
Berlin	2024/07/ 26	20:48	0.048 EUR	0.00		20

## Company profile

### Company Logo



### Company Profile

-

### Contact Details

DESERT GOLD VENTURES INC

--

----

Telefon: -

Fax: -

E-mail: -