

GFL ENVIRONMENTAL INC.

ISIN: CA36168Q1046 WKN: 36168Q104

Overview

2024/08/09 22:00:02

Price

39.57 USD

Difference  -0.25% (-0.10)

General attributes

ISIN	CA36168Q1046
Symbol	GFL
Exchange	NYSE
Currency	USD
Sector	Utilities
Security type	Stock
Market cap (m)	13,225 EUR
Benchmark	S&P/TSX 60 INDEX

Market data

Bid (Bid size)	38.28 USD (100)
Ask (Ask size)	43.50 USD (100)
Open	39.63 USD
High	40.04 USD
Low	38.29 USD
Close (prev. day)	39.67 USD
VWAP	39.580667 USD
Volume (pcs)	3,437,779
Trading volume	135,992,469.67
Number of trades	17,052
Last size	-

Futures and Options





Related Futures	-
Related Options	-

5y



Information about previous performance does not guarantee future performance.
Source: FactSet

Recent research

on sector	Date	Headline	Download
	2024/07/29	 Aktienempfehlungen Österreich	
	2024/07/26	 Equity Weekly	
	2024/07/24	 Global Equity Ratings	
	2024/07/24	 Aktienempfehlungen Global	
	2024/07/15	 Aktienempfehlungen Global	

Details

2024/08/09 22:00:02

Price

39.57 USD

 Difference ▼ -0.25% (-0.10)

General attributes

ISIN	CA36168Q1046
Symbol	GFL
Exchange	NYSE
Currency	USD
Sector	Utilities
Security type	Stock
Market cap (m)	13,225 EUR
Benchmark	S&P/TSX 60 INDEX

Market data

Bid (Bid size)	38.28 USD (100)
Ask (Ask size)	43.50 USD (100)
Open	39.63 USD
High	40.04 USD
Low	38.29 USD
Close (prev. day)	39.67 USD
VWAP	39.580667 USD
Volume (pcs)	3,437,779
Trading volume	135,992,469.67
Number of trades	17,052
Last size	-

Performance and Risk

	6m	1y	3y
Perf (%)	+12.32%	+19.62%	+13.45%
Perf (abs.)	+4.34	+6.49	+4.69
Beta	0.49	0.68	1.21
Volatility	31.55	30.41	32.11

5y



Information about previous performance does not guarantee future performance.
Source: FactSet

Price data

Ø price 5 days Ø volume 5 days (pcs.)	39.32 USD (1,651,391)
Ø price 30 days Ø volume 30 days (pcs.)	38.95 USD (1,248,028)
Ø price 100 days Ø volume 100 days (pcs.)	35.66 USD (1,278,061)
Ø price 250 days Ø volume 250 days (pcs.)	33.74 USD (1,302,969)
YTD High date	40.71 USD (2024/08/01)
YTD Low date	30.57 USD (2024/05/29)
52 Weeks High date	40.71 USD (2024/08/01)
52 Weeks Low date	26.87 USD (2023/11/29)

Arbitrage views

Exchange	Date	Time	Price	Trading volume (mio.)	Number of trades
Tradegate	2024/08/09	22:02	36.40 EUR	0.00	1
Toronto Stock Exchange	2024/08/09	22:00	54.33 CAD	11.74	1,769
Stuttgart	2024/08/09	16:27	35.00 EUR	0.00	6
NYSE	2024/08/09	22:00	39.57 USD	135.99	17,052
Munich	2024/08/09	08:02	36.20 EUR	0.00	1

	09						
Frankfurt	2024/08/09	08:01	36.20	EUR	0.00		1
Duesseldorf	2024/08/09	19:30	36.00	EUR	0.00		5

Company profile

Company Logo



Company Profile

-

Contact Details

GFL ENVIRONMENTAL

--

Telefon: -

Fax: -

E-mail: -