

## EVOLUTION AB

ISIN: SE0012673267

WKN: -

## Overview

2024/04/19 22:26:42

## Price

109.80 EUR

Difference  -0.95% (-1.05)

## General attributes

ISIN SE0012673267

Symbol EVO

Exchange Tradegate

Currency EUR

Sector Media / Entertainment / Recreation

Security type Stock

Market cap (m) 23,737 EUR

Benchmark OMX STOCKHOLM 30 INDEX

## Market data

Bid (Bid size) 109.35 EUR (50)

Ask (Ask size) 110.25 EUR (50)

Open 110.40 EUR

High 110.45 EUR

Low 109.15 EUR

Close (prev. day) 110.85 EUR

VWAP 109.53518 EUR

Volume (pcs) 425

Trading volume 46,552.45

Number of trades 20

Last size -

## Futures and Options

Related Futures 40

Related Options -




5y



Information about previous performance does not guarantee future performance.  
Source: FactSet

## Recent research

on sector

Date	Headline	Download
2024/04/15	 Aktienempfehlungen Österreich	
2024/04/03	 Global Equity Ratings	
2024/04/03	 Aktienempfehlungen Global	
2024/04/03	 Aktienempfehlungen Österreich	
2024/03/18	 Aktienempfehlungen Österreich	

## Details

2024/04/19 22:26:42

## Price

109.80 EUR

Difference  -0.95% (-1.05)

## General attributes

ISIN	SE0012673267
Symbol	EVO
Exchange	Tradegate
Currency	EUR
Sector	Media / Entertainment / Recreation
Security type	Stock
Market cap (m)	23,737 EUR
Benchmark	OMX STOCKHOLM 30 INDEX

## Market data

Bid (Bid size)	109.35 EUR (50)
Ask (Ask size)	110.25 EUR (50)
Open	110.40 EUR
High	110.45 EUR
Low	109.15 EUR
Close (prev. day)	110.85 EUR
VWAP	109.53518 EUR
Volume (pcs)	425
Trading volume	46,552.45
Number of trades	20
Last size	-

## Performance and Risk

	6m	1y	3y
Perf (%)	+21.79%	-11.07%	-22.67%
Perf (abs.)	+19.53	-13.59	-31.99
Beta	1.11	1.22	1.40
Volatility	30.37	28.66	45.94

5y



Information about previous performance does not guarantee future performance.  
Source: FactSet

## Price data

Ø price 5 days   Ø volume 5 days (pcs.)	111.35 EUR (415)
Ø price 30 days   Ø volume 30 days (pcs.)	115.25 EUR (571)
Ø price 100 days   Ø volume 100 days (pcs.)	110.82 EUR (492)
Ø price 250 days   Ø volume 250 days (pcs.)	107.66 EUR (395)
YTD High   date	123.96 EUR (2024/03/01)
YTD Low   date	100.94 EUR (2024/01/12)
52 Weeks High   date	126.26 EUR (2023/06/02)
52 Weeks Low   date	79.95 EUR (2023/10/26)

## Arbitrage views

Exchange 	Date	Time	Price	Trading volume (mio.)	Number of trades
Tradegate	2024/04/19	22:26	109.80 EUR	0.05	20
Stuttgart	2024/04/19	14:05	109.90 EUR	0.00	9
Nasdaq Stockholm	2024/04/19	17:29	1,281.00 SEK	525.96	5,087
Munich	2024/04/19	08:14	110.50 EUR	0.00	2

London Stock Exchange European Trade Reporting	2024/ 04/19	17:25	1,283.00 SEK	0.00	3
Frankfurt	2024/ 04/19	17:15	110.00 EUR	0.00	2
FINRA other OTC Issues	2024/ 04/19	20:54	117.55 USD	0.01	1
Duesseldorf	2024/ 04/19	19:30	109.00 EUR	0.00	6
Berlin	2024/ 04/19	21:43	109.70 EUR	0.00	18

## Company profile

### Company Logo



### Company Profile

-

### Contact Details

EVOLUTION

--

----

Telefon: -

Fax: -

E-mail: -