

## VOW ASA

ISIN: NO0010708068

WKN: -

## Overview

2024/06/25 15:43:17

Price  
0.516 EURDifference  0.98% (0.01)

## General attributes

ISIN	NO0010708068
Symbol	VOW
Exchange	Stuttgart
Currency	EUR
Sector	Utilities
Security type	Stock
Market cap (m)	59 EUR
Benchmark	NORWAY OSLO BORS ALL SHARE(TRG)

## Market data

Bid (Bid size)	- (0)
Ask (Ask size)	- (0)
Open	0.495 EUR
High	0.543 EUR
Low	0.495 EUR
Close (prev. day)	0.511 EUR
VWAP	-
Volume (pcs)	0
Trading volume	0.00
Number of trades	10
Last size	0

## Futures and Options

Related Futures	-
Related Options	-











5y



Information about previous performance does not guarantee future performance.  
Source: FactSet

## Recent research

on sector

Date	Headline	Download
2024/06/24	 Aktienempfehlungen Österreich	
2024/06/21	 Global Equity Ratings	
2024/06/21	 Aktienempfehlungen Global	
2024/06/14	 Global Equity Ratings	
2024/06/14	 Aktienempfehlungen Global	

## Details

2024/06/25 15:43:17

## Price

0.516 EUR

Difference ▲ 0.98% (0.01)

## General attributes

ISIN	NO0010708068
Symbol	VOW
Exchange	Stuttgart
Currency	EUR
Sector	Utilities
Security type	Stock
Market cap (m)	59 EUR
Benchmark	NORWAY OSLO BORS ALL SHARE(TRG)

## Market data

Bid (Bid size)	- (0)
Ask (Ask size)	- (0)
Open	0.495 EUR
High	0.543 EUR
Low	0.495 EUR
Close (prev. day)	0.511 EUR
VWAP	-
Volume (pcs)	0
Trading volume	0.00
Number of trades	10
Last size	0

## Performance and Risk

	6m	1y	3y
Perf (%)	-48.19%	-47.56%	-86.80%
Perf (abs.)	-0.48	-0.47	-3.39
Beta	1.33	1.22	0.98
Volatility	78.93	70.24	65.22

5y



Information about previous performance does not guarantee future performance.  
Source: FactSet

## Price data

Ø price 5 days   Ø volume 5 days (pcs.)	0.506 EUR (0)
Ø price 30 days   Ø volume 30 days (pcs.)	0.537 EUR (105)
Ø price 100 days   Ø volume 100 days (pcs.)	0.607 EUR (235)
Ø price 250 days   Ø volume 250 days (pcs.)	0.916 EUR (303)
YTD High   date	1.044 EUR (2024/01/08)
YTD Low   date	0.414 EUR (2024/03/26)
52 Weeks High   date	1.580 EUR (2023/07/31)
52 Weeks Low   date	0.414 EUR (2024/03/26)

## Arbitrage views

Exchange <span>⊕</span>	Date	Time	Price	Trading volume (mio.)	Number of trades
Tradegate	2024/06/25	22:26	0.52 EUR	0.00	3
Stuttgart	2024/06/25	15:43	0.516 EUR	0.00	10
Munich	2024/06/25	08:08	0.528 EUR	0.00	1
London Stock Exchange European Trade Reporting	2024/06/25	16:20	6.08 NOK	0.00	2
Frankfurt	2024/	08:05	0.505 EUR	0.00	2

	06/25				
First North Stockholm	2024/ 05/28	11:37	6.22 NOK	0.01	2
FINRA other OTC Issues	2024/ 06/13	17:50	0.61 USD	0.00	1
Duesseldorf	2024/ 06/25	08:10	0.503 EUR	0.00	3
Berlin	2024/ 06/25	08:09	0.4975 EUR	0.00	3

## Company profile

### Company Logo



### Company Profile

-

### Contact Details

VOW ASA

--

----

Telefon: -

Fax: -

E-mail: -