

## ALGONQUIN POWER &amp; UTILITIES CORP

ISIN: CA0158571053 WKN: 015857105

## Overview

2024/07/12 08:02:25

Price  
5.716 EURDifference  1.85% (0.10)

## General attributes

ISIN	CA0158571053
Symbol	AQN
Exchange	Munich
Currency	EUR
Sector	Utilities
Security type	Stock
Market cap (m)	4,435 EUR
Benchmark	S&P/TSX 60 INDEX

## Market data

Bid (Bid size)	-
Ask (Ask size)	-
Open	5.716 EUR
High	5.716 EUR
Low	5.716 EUR
Close (prev. day)	5.612 EUR
VWAP	5.384 EUR
Volume (pcs)	0
Trading volume	0.00
Number of trades	2
Last size	0

## Futures and Options

Related Futures	15
Related Options	-









5y



Information about previous performance does not guarantee future performance.  
Source: FactSet

## Recent research

on sector

Date		Headline	Download
2024/07/12		Global Equity Ratings	
2024/07/12		Aktienempfehlungen Global	
2024/07/09		Aktienempfehlungen Österreich	
2024/06/24		Aktienempfehlungen Österreich	
2024/06/21		Global Equity Ratings	

## Details

2024/07/12 08:02:25

## Price

5.716 EUR

Difference ▲ 1.85% (0.10)

## General attributes

ISIN	CA0158571053
Symbol	AQN
Exchange	Munich
Currency	EUR
Sector	Utilities
Security type	Stock
Market cap (m)	4,435 EUR
Benchmark	S&P/TSX 60 INDEX

## Market data

Bid (Bid size)	-
Ask (Ask size)	-
Open	5.716 EUR
High	5.716 EUR
Low	5.716 EUR
Close (prev. day)	5.612 EUR
VWAP	5.384 EUR
Volume (pcs)	0
Trading volume	0.00
Number of trades	2
Last size	0

## Performance and Risk

	6m	1y	3y
Perf (%)	-2.72%	-17.87%	-55.08%
Perf (abs.)	-0.16	-1.24	-7.01
Beta	1.88	1.85	1.15
Volatility	20.42	24.21	26.70

5y



Information about previous performance does not guarantee future performance.  
Source: FactSet

## Price data

Ø price 5 days   Ø volume 5 days (pcs.)	5.610 EUR (0)
Ø price 30 days   Ø volume 30 days (pcs.)	5.540 EUR (7)
Ø price 100 days   Ø volume 100 days (pcs.)	5.677 EUR (15)
Ø price 250 days   Ø volume 250 days (pcs.)	5.844 EUR (38)
YTD High   date	6.212 EUR (2024/05/10)
YTD Low   date	5.346 EUR (2024/02/14)
52 Weeks High   date	7.480 EUR (2023/07/21)
52 Weeks Low   date	4.777 EUR (2023/10/23)

## Arbitrage views

Exchange <span>⊕</span>	Date	Time	Price	Trading volume (mio.)	Number of trades
Tradegate	2024/07/12	22:26	5.764 EUR	0.01	1
Toronto Stock Exchange	2024/07/12	22:00	8.58 CAD	32.95	3,908
Stuttgart	2024/07/12	20:14	5.732 EUR	0.00	10
NYSE	2024/07/12	22:00	6.29 USD	30.42	9,838
Munich	2024/07/12	08:02	5.716 EUR	0.00	2

	12						
Hanover	2024/07/12	08:00	5.716	EUR	0.00		3
Frankfurt	2024/07/12	21:55	5.714	EUR	0.00		10
Duesseldorf	2024/07/12	19:30	5.666	EUR	0.00		6
Berlin	2024/07/12	20:22	5.764	EUR	0.00		15

## Company profile

### Company Logo



### Contact Details

ALGONQUIN POWER & UTILITIES CORP.

--

Bristol Circle 2845 L6H 7H7 Oakville, Ontario

Telefon: +1 905-465-4500

Fax: +1 905-465-4514

E-mail: -

### Company Profile

-

#### Members of Management Board

Arun Banskota Chairman of Managing Board

Arthur Kacprzak Member of Executive Committee

George Trisic Member of Executive Committee

Helen Bremner Member of Executive Committee

Jeffery Todd Norman Member of Executive Committee

Jennifer Tindale Member of Executive Committee

John Lawson Member of Executive Committee

Johnny Johnston Member of Executive Committee

Kirsten Olsen Member of Executive Committee

Mary Ellen Paravalos Member of Executive Committee

#### Board of directors

Kenneth Moore Chairman of Supervisory Board

Amee Chande Member of Supervisory Board

D. Laney Member of Supervisory Board

Daniel Goldberg Member of Supervisory Board

David Levenson Member of Supervisory Board

Dilek Samil Member of Supervisory Board

Masheed Saidi Member of Supervisory Board

Melissa Barnes Member of Supervisory Board