

## KIMCO REALTY CORP

ISIN: **US49446R1095** WKN: **49446R109**

## Overview

2024/07/26 08:08:26

Price  
19.10 EURDifference  -0.52% (-0.10)

## General attributes

ISIN	US49446R1095
Symbol	KIM
Exchange	Berlin
Currency	EUR
Sector	Other
Security type	Stock
Market cap (m)	13,164 EUR
Benchmark	S&P 500

## Market data

Bid (Bid size)	19.50 EUR (514)
Ask (Ask size)	19.60 EUR (510)
Open	19.10 EUR
High	19.10 EUR
Low	19.10 EUR
Close (prev. day)	19.20 EUR
VWAP	-
Volume (pcs)	0
Trading volume	0.00
Number of trades	3
Last size	0

## Futures and Options











Related Futures	-
Related Options	-

5y



Information about previous performance does not guarantee future performance.  
Source: FactSet

## Recent research

on sector		on market	
Date		Headline	Download
2024/07/26		Equity Weekly	
2024/07/24		Global Equity Ratings	
2024/07/24		Aktienempfehlungen Global	
2024/07/15		Aktienempfehlungen Global	
2024/07/12		Global Equity Ratings	

## Details

2024/07/26 08:08:26

## Price

19.10 EUR

Difference ▼ -0.52% (-0.10)

## General attributes

ISIN	US49446R1095
Symbol	KIM
Exchange	Berlin
Currency	EUR
Sector	Other
Security type	Stock
Market cap (m)	13,164 EUR
Benchmark	S&P 500

## Market data

Bid (Bid size)	19.50 EUR (514)
Ask (Ask size)	19.60 EUR (510)
Open	19.10 EUR
High	19.10 EUR
Low	19.10 EUR
Close (prev. day)	19.20 EUR
VWAP	-
Volume (pcs)	0
Trading volume	0.00
Number of trades	3
Last size	0

## Performance and Risk

	6m	1y	3y
Perf (%)	-0.52%	+2.69%	+9.55%
Perf (abs.)	-0.10	+0.50	+1.67
Beta	0.55	0.93	1.00
Volatility	21.14	24.41	27.09

5y



Information about previous performance does not guarantee future performance.  
Source: FactSet

## Price data

Ø price 5 days   Ø volume 5 days (pcs.)	19.40 EUR (0)
Ø price 30 days   Ø volume 30 days (pcs.)	18.29 EUR (0)
Ø price 100 days   Ø volume 100 days (pcs.)	17.64 EUR (0)
Ø price 250 days   Ø volume 250 days (pcs.)	17.71 EUR (0)
YTD High   date	19.70 EUR (2024/07/18)
YTD Low   date	16.40 EUR (2024/04/18)
52 Weeks High   date	20.40 EUR (2023/12/15)
52 Weeks Low   date	15.40 EUR (2023/10/24)

## Arbitrage views

Exchange <span>⊕</span>	Date	Time	Price	Trading volume (mio.)	Number of trades
Tradegate	2024/07/26	22:26	19.60 EUR	0.01	3
Stuttgart	2024/07/26	15:44	19.30 EUR	0.00	6
NYSE	2024/07/26	22:00	21.19 USD	69.82	26,637
Munich	2024/07/26	08:00	19.10 EUR	0.00	2
London Stock	2023/09/	15:31	18.77 USD	0.01	1

Exchange	14						
Frankfurt	2024/07/26	21:55	19.40	EUR	0.00		8
Duesseldorf	2024/07/26	19:30	19.30	EUR	0.00		6
Berlin	2024/07/26	08:08	19.10	EUR	0.00		3

## Company profile

### Company Logo



### Contact Details

KIMCO REALTY CORP.

--

500 North Broadway, Suite 201 - 11753  
Jericho

Telefon: +1-516-869-9000

Fax: +1-516-869-9001

E-mail: -

### Company Profile

-

#### Members of Management Board

Milton Cooper Chairman of Board of Directors

Frank Lourenso Member of Board of Directors

Henry Moniz Member of Board of Directors

Mary Hogan-Preusse Member of Board of Directors

Philip Coviello Member of Board of Directors

Richard Saltzman Member of Board of Directors

Valerie Richardson Member of Board of Directors

Conor C. Flynn Chairman of Managing Board

David Jamieson Member of Executive Committee

Glenn Gary Cohen Member of Executive Committee

Ken Fisher Member of Executive Committee

Leah Landro Member of Executive Committee

Milton Cooper Member of Executive Committee

Paul Westbrook Member of Executive Committee

Raymond Edwards Member of Executive Committee

Ross Cooper Member of Executive Committee

Thomas R. Taddeo Member of Executive Committee