

## BROADCOM INC.

ISIN: US11135F1012 WKN: 11135F101

## Overview

2023/06/06 17:35:38

Price  
734.60 EURDifference  -1.65% (-12.30)

## General attributes

ISIN	US11135F1012
Symbol	AVGO
Exchange	Xetra
Currency	EUR
Sector	Technology
Security type	Stock
Market cap (m)	307,863 EUR
Benchmark	S&P 500

## Market data

Bid (Bid size)	-
Ask (Ask size)	-
Open	747.80 EUR
High	751.60 EUR
Low	734.60 EUR
Close (prev. day)	746.90 EUR
VWAP	746.38333 EUR
Volume (pcs)	120
Trading volume	89,566.00
Number of trades	9
Last size	6

## Futures and Options











Related Futures	-
Related Options	-

5y



Information about previous performance does not guarantee future performance.  
Source: FactSet

## Recent research

on sector		on market	
Date		Headline	Download
2023/06/06		Global Equity Ratings	
2023/06/06		Aktienempfehlungen Global	
2023/06/02		Equity Weekly	
2023/06/01		Aktienempfehlungen Global	
2023/06/01		Global Equity Ratings	

## Details

2023/06/06 17:35:38

## Price

734.60 EUR

Difference ▼ -1.65% (-12.30)

## General attributes

ISIN	US11135F1012
Symbol	AVGO
Exchange	Xetra
Currency	EUR
Sector	Technology
Security type	Stock
Market cap (m)	307,863 EUR
Benchmark	S&P 500

## Market data

Bid (Bid size)	-
Ask (Ask size)	-
Open	747.80 EUR
High	751.60 EUR
Low	734.60 EUR
Close (prev. day)	746.90 EUR
VWAP	746.38333 EUR
Volume (pcs)	120
Trading volume	89,566.00
Number of trades	9
Last size	6

## Performance and Risk

	6m	1y	3y
Perf (%)	+46.71%	+39.18%	+154.54%
Perf (abs.)	+233.90	+206.80	+446.00
Beta	1.28	1.26	1.30
Volatility	33.10	32.42	29.19

5y



Information about previous performance does not guarantee future performance.  
Source: FactSet

## Price data

Ø price 5 days   Ø volume 5 days (pcs.)	746.64 EUR (740)
Ø price 30 days   Ø volume 30 days (pcs.)	631.37 EUR (581)
Ø price 100 days   Ø volume 100 days (pcs.)	585.25 EUR (301)
Ø price 250 days   Ø volume 250 days (pcs.)	533.62 EUR (205)
YTD High   date	827.10 EUR (2023/05/30)
YTD Low   date	513.70 EUR (2023/01/10)
52 Weeks High   date	827.10 EUR (2023/05/30)
52 Weeks Low   date	434.35 EUR (2022/10/19)

## Arbitrage views

Exchange <span>⊕</span>	Date	Time	Price	Trading volume (mio.)	Number of trades
Xetra	2023/06/06	17:35	734.60 EUR	0.09	9
Vienna Stock Exchange	2023/06/06	17:32	733.80 EUR	0.00	2
Tradegate	2023/06/06	22:26	738.70 EUR	0.48	84
Stuttgart	2023/06/06	20:54	732.10 EUR	0.02	9
Nasdaq	2023/06/06	22:00	790.00 USD	2,975.62	118,559

	06						
Munich	2023/06/06	17:22	735.00	EUR	0.00		3
London Stock Exchange	2023/06/06	15:45	792.00	USD	0.01		6
Hanover	2023/06/06	08:20	746.30	EUR	0.00		1
Hamburg	2023/06/06	14:04	750.50	EUR	0.04		2
Frankfurt	2023/06/06	21:28	735.60	EUR	0.01		4
Duesseldorf	2023/06/06	21:00	730.80	EUR	0.00		12
Berlin	2023/06/06	08:06	746.40	EUR	0.00		1
BX Swiss	2023/06/05	18:00	725.796	CHF	0.01		1

## Company profile

### Company Logo



### Contact Details

BROADCOM INC.

--

1320 Ridder Park Drive - 95131-2313 San Jose

Telefon: +1-408-433-8000

Fax: +

E-mail: -

### Company Profile

-

#### Members of Management Board

Henry Samueli Chairman of Board of Directors

Eddy Hartenstein Member of Board of Directors

Check Kian Low Member of Board of Directors

Diane Bryant Member of Board of Directors

Gayla Delly Member of Board of Directors

Harry You Member of Board of Directors

Justine Lien Member of Board of Directors

Raul Fernandez Member of Board of Directors

Hock E. Tan Chairman of Managing Board

Charlie Kawwas Member of Executive Committee

Yuan Xing Lee Member of Executive Committee

Alan Davidson Member of Executive Committee

Ivy Pong Member of Executive Committee

Jill Turner Member of Executive Committee

Kirsten Spears Member of Executive Committee

Mark Brazeal Member of Executive Committee