

## KELLANOVA

ISIN: US4878361082

WKN: 487836108

## Overview

2024/07/26 16:00:43

Price  
52.48 EURDifference  -1.32% (-0.70)

## General attributes

ISIN	US4878361082
Symbol	K
Exchange	Frankfurt
Currency	EUR
Sector	Consumer Products
Security type	Stock
Market cap (m)	18,107 EUR
Benchmark	S&P 500

## Market data

Bid (Bid size)	-
Ask (Ask size)	-
Open	52.68 EUR
High	52.68 EUR
Low	52.28 EUR
Close (prev. day)	53.18 EUR
VWAP	52.28 EUR
Volume (pcs)	50
Trading volume	2,614.00
Number of trades	1
Last size	0

## Futures and Options










Related Futures	15
Related Options	-

5y



Information about previous performance does not guarantee future performance.  
Source: FactSet

## Recent research

on sector	on market		
Date		Headline	Download
2024/07/26		Equity Weekly	
2024/07/24		Global Equity Ratings	
2024/07/24		Aktienempfehlungen Global	
2024/07/15		Aktienempfehlungen Global	
2024/07/12		Equity Weekly	

## Details

2024/07/26 16:00:43

## Price

52.48 EUR

Difference ▼ -1.32% (-0.70)

## General attributes

ISIN	US4878361082
Symbol	K
Exchange	Frankfurt
Currency	EUR
Sector	Consumer Products
Security type	Stock
Market cap (m)	18,107 EUR
Benchmark	S&P 500

## Market data

Bid (Bid size)	-
Ask (Ask size)	-
Open	52.68 EUR
High	52.68 EUR
Low	52.28 EUR
Close (prev. day)	53.18 EUR
VWAP	52.28 EUR
Volume (pcs)	50
Trading volume	2,614.00
Number of trades	1
Last size	0

## Performance and Risk

	6m	1y	3y
Perf (%)	+4.42%	-9.23%	+3.17%
Perf (abs.)	+2.22	-5.34	+1.61
Beta	-0.01	0.15	0.17
Volatility	21.75	22.15	21.78

5y



Information about previous performance does not guarantee future performance.  
Source: FactSet

## Price data

Ø price 5 days   Ø volume 5 days (pcs.)	52.63 EUR (10)
Ø price 30 days   Ø volume 30 days (pcs.)	53.02 EUR (38)
Ø price 100 days   Ø volume 100 days (pcs.)	53.51 EUR (60)
Ø price 250 days   Ø volume 250 days (pcs.)	51.75 EUR (140)
YTD High   date	57.96 EUR (2024/05/08)
YTD Low   date	48.55 EUR (2024/03/15)
52 Weeks High   date	58.61 EUR (2023/07/31)
52 Weeks Low   date	45.60 EUR (2023/10/13)

## Arbitrage views

Exchange	Date	Time	Price	Trading volume (mio.)	Number of trades
Xetra	2024/07/26	17:35	52.86 EUR	0.03	12
Vienna Stock Exchange	2024/07/26	17:32	52.82 EUR	0.00	5
Tradegate	2024/07/26	22:26	52.94 EUR	0.03	8
Stuttgart	2024/07/26	08:08	52.70 EUR	0.00	3
SIX Swiss Exchange	2020/	17:36	52.0792 CHF	0.00	1

	01/07				
NYSE	2024/ 07/26	22:00	57.47 USD	103.56	23,851
Munich	2024/ 07/26	08:00	52.66 EUR	0.00	2
London Stock Exchange	2024/ 07/09	15:51	56.14 USD	0.02	1
Hanover	2024/ 07/26	08:01	52.68 EUR	0.00	3
Hamburg	2024/ 07/26	08:01	52.66 EUR	0.00	3
Frankfurt	2024/ 07/26	16:00	52.48 EUR	0.00	1
Euronext Milan MTF Trading After Hours	-	-	-	0.00	-
Euronext Milan MTF Global Equity Market	2024/ 07/26	17:44	52.82 EUR	0.00	1
Duesseldorf	2024/ 07/26	19:31	52.70 EUR	0.00	7
Berlin	2024/ 07/26	08:08	52.70 EUR	0.00	3

## Company profile

### Company Logo



### Contact Details

KELLANOVA

--

412 North Wells Street - 60654 Chicago

Telefon: +1-269-961-2000

Fax: +

E-mail: -

### Company Profile

-

#### Members of Management Board

Stephanie Burns	Member of Board of Directors
Amit Banati	Member of Board of Directors
Carolyn Tastad	Member of Board of Directors
Carter Cast	Member of Board of Directors
Donald Knauss	Member of Board of Directors
Erica L. Mann	Member of Board of Directors
G. Gund	Member of Board of Directors
J. Schlotman	Member of Board of Directors
La June Tabron	Member of Board of Directors
Mary Laschinger	Member of Board of Directors
Roderick Gillum	Member of Board of Directors
Steven A. Cahillane	Chairman of Managing Board
Amit Banati	Member of Executive Committee
John Min	Member of Executive Committee
Lesley Salmon	Member of Executive Committee
Melissa Howell	Member of Executive Committee