

CORPORACIÓN FINANCIERA ALBA SA

ISIN: **ES0117160111** WKN: -

Overview

2024/07/26 22:26:41

Price
49.70 EURDifference  0.10% (0.05)

General attributes

ISIN	ES0117160111
Symbol	ALB
Exchange	Tradegate
Currency	EUR
Sector	Other
Security type	Stock
Market cap (m)	2,991 EUR
Benchmark	IBEX 35

Market data

Bid (Bid size)	49.65 EUR (65)
Ask (Ask size)	49.75 EUR (65)
Open	49.95 EUR
High	49.95 EUR
Low	49.50 EUR
Close (prev. day)	49.65 EUR
VWAP	49.52075 EUR
Volume (pcs)	106
Trading volume	5,249.20
Number of trades	3
Last size	-

Futures and Options











Related Futures	-
Related Options	-

5y



Information about previous performance does not guarantee future performance.
Source: FactSet

Recent research

on sector		on market	
Date		Headline	Download
2024/07/26		Equity Weekly	
2024/07/24		Global Equity Ratings	
2024/07/24		Aktienempfehlungen Global	
2024/07/15		Aktienempfehlungen Global	
2024/07/12		Global Equity Ratings	

Details

2024/07/26 22:26:41

Price

49.70 EUR

Difference ▲ 0.10% (0.05)

General attributes

ISIN	ES0117160111
Symbol	ALB
Exchange	Tradegate
Currency	EUR
Sector	Other
Security type	Stock
Market cap (m)	2,991 EUR
Benchmark	IBEX 35

Market data

Bid (Bid size)	49.65 EUR (65)
Ask (Ask size)	49.75 EUR (65)
Open	49.95 EUR
High	49.95 EUR
Low	49.50 EUR
Close (prev. day)	49.65 EUR
VWAP	49.52075 EUR
Volume (pcs)	106
Trading volume	5,249.20
Number of trades	3
Last size	-

Performance and Risk

	6m	1y	3y
Perf (%)	+2.47%	+1.53%	+6.97%
Perf (abs.)	+1.20	+0.75	+3.25
Beta	0.32	0.23	0.37
Volatility	17.11	17.00	18.57

5y



Information about previous performance does not guarantee future performance.
Source: FactSet

Price data

Ø price 5 days Ø volume 5 days (pcs.)	49.90 EUR (32)
Ø price 30 days Ø volume 30 days (pcs.)	50.68 EUR (58)
Ø price 100 days Ø volume 100 days (pcs.)	49.54 EUR (42)
Ø price 250 days Ø volume 250 days (pcs.)	48.71 EUR (26)
YTD High date	53.00 EUR (2024/05/29)
YTD Low date	46.55 EUR (2024/04/15)
52 Weeks High date	53.00 EUR (2024/05/29)
52 Weeks Low date	45.55 EUR (2023/10/06)

Arbitrage views

Exchange ⊕	Date	Time	Price	Trading volume (mio.)	Number of trades
Tradegate	2024/07/26	22:26	49.70 EUR	0.01	3
Stuttgart	2024/07/26	08:17	49.10 EUR	0.00	3
Munich	2024/07/26	08:04	49.50 EUR	0.00	1
London Stock Exchange	2020/09/07	17:44	34.6452 EUR	0.00	1
Frankfurt	2024/07/26	08:03	49.40 EUR	0.00	2

	26					
Duesseldorf	2024/07/ 26	19:31	49.50 EUR	0.00		7
Berlin	2024/07/ 26	08:04	49.40 EUR	0.00		3
BME Continuous Market	2024/07/ 26	17:35	49.60 EUR	0.30		77

Company profile

Company Logo



Company Profile

-

Contact Details

CORPORACION FINANCIERA ALBA SA

Andres Temes

C/Castelló 77, 5ª planta - 28006 Madrid

Telefon: +34 91 436 37 10

Fax: +34 91 575 67 37

E-mail: alba@corporacionalba.es