

## TALGO SA EUR0.301

ISIN: **ES0105065009** WKN: -

## Overview

2024/09/16 22:02:05

Price

3.495 EUR

Difference  0.43% (0.02)

## General attributes

ISIN	ES0105065009
Symbol	TLGO
Exchange	Tradegate
Currency	EUR
Sector	Transport
Security type	Stock
Market cap (m)	430 EUR
Benchmark	IBEX 35

## Market data

Bid (Bid size)	3.445 EUR (1,460)
Ask (Ask size)	3.495 EUR (1,430)
Open	3.495 EUR
High	3.495 EUR
Low	3.495 EUR
Close (prev. day)	3.48 EUR
VWAP	3.445 EUR
Volume (pcs)	-
Trading volume	-
Number of trades	1
Last size	-

## Futures and Options

Related Futures	-
Related Options	-










5y



Information about previous performance does not guarantee future performance.

Source: FactSet

## Recent research

on sector		on market	
Date		Headline	Download
2024/09/11		Global Equity Ratings	
2024/09/11		Aktienempfehlungen Global	
2024/09/09		Aktienempfehlungen Österreich	
2024/09/05		Global Equity Ratings	
2024/09/05		Aktienempfehlungen Global	

## Details

2024/09/16 22:02:05

## Price

3.495 EUR

Difference ▲ 0.43% (0.02)

## General attributes

ISIN	ES0105065009
Symbol	TLGO
Exchange	Tradegate
Currency	EUR
Sector	Transport
Security type	Stock
Market cap (m)	430 EUR
Benchmark	IBEX 35

## Market data

Bid (Bid size)	3.445 EUR (1,460)
Ask (Ask size)	3.495 EUR (1,430)
Open	3.495 EUR
High	3.495 EUR
Low	3.495 EUR
Close (prev. day)	3.48 EUR
VWAP	3.445 EUR
Volume (pcs)	-
Trading volume	-
Number of trades	1
Last size	-

## Performance and Risk

	6m	1y	3y
Perf (%)	-17.76%	-5.16%	-21.37%
Perf (abs.)	-0.76	-0.19	-0.95
Beta	-	-	-
Volatility	28.06	36.58	33.11

5y



Information about previous performance does not guarantee future performance.  
Source: FactSet

## Price data

Ø price 5 days   Ø volume 5 days (pcs.)	3.481 EUR (100)
Ø price 30 days   Ø volume 30 days (pcs.)	3.936 EUR (738)
Ø price 100 days   Ø volume 100 days (pcs.)	4.174 EUR (763)
Ø price 250 days   Ø volume 250 days (pcs.)	4.158 EUR (893)
YTD High   date	4.900 EUR (2024/03/07)
YTD Low   date	3.445 EUR (2024/09/10)
52 Weeks High   date	4.900 EUR (2024/03/07)
52 Weeks Low   date	3.420 EUR (2023/10/03)

## All listings for TALGO SA EUR0.301

Exchange <span>⊕</span>	Date	Time	Price	Trading volume (mio.)	Number of trades
Tradegate	2024/09/16	22:02	3.495 EUR	0.00	1
Stuttgart	2024/09/17	08:06	3.28 EUR	0.00	1
Munich	2024/09/17	08:08	3.485 EUR	0.00	1
London Stock Exchange European Trade Reporting	2024/09/17	08:59	3.475 EUR	0.00	1
Frankfurt	2024/	14:45	3.42 EUR	0.00	5

	09/17					
Duesseldorf	2024/ 09/17	16:00	3.435 EUR	0.00		3
Berlin	2024/ 09/17	16:38	3.46 EUR	0.00		11
BME Continuous Market	2024/ 09/16	17:39	3.475 EUR	0.34		215

## Company profile

### Company Logo

#### Contact Details

TALGO S.A.

--

----

Telefon: -

Fax: -

E-mail: -

### Company Profile

-