

## TALGO SA EUR0.301

ISIN: **ES0105065009** WKN: -

## Overview

2024/05/03 22:02:06

Price  
4.395 EURDifference  -0.45% (-0.02)

## General attributes

ISIN	ES0105065009
Symbol	TLGO
Exchange	Tradegate
Currency	EUR
Sector	Transport
Security type	Stock
Market cap (m)	543 EUR
Benchmark	IBEX 35

## Market data

Bid (Bid size)	4.38 EUR (710)
Ask (Ask size)	4.415 EUR (710)
Open	4.395 EUR
High	4.395 EUR
Low	4.395 EUR
Close (prev. day)	4.415 EUR
VWAP	4.435 EUR
Volume (pcs)	-
Trading volume	-
Number of trades	1
Last size	-

## Futures and Options







Related Futures	-
Related Options	-

5y



Information about previous performance does not guarantee future performance.  
Source: FactSet

## Recent research

on sector		on market	
Date		Headline	Download
2024/04/29		Aktienempfehlungen Österreich	
2024/04/26		Global Equity Ratings	
2024/04/26		Aktienempfehlungen Global	
2024/04/15		Aktienempfehlungen Österreich	
2024/04/03		Global Equity Ratings	

## Details

2024/05/03 22:02:06

## Price

4.395 EUR

Difference ▼ -0.45% (-0.02)

## General attributes

ISIN	ES0105065009
Symbol	TLGO
Exchange	Tradegate
Currency	EUR
Sector	Transport
Security type	Stock
Market cap (m)	543 EUR
Benchmark	IBEX 35

## Market data

Bid (Bid size)	4.38 EUR (710)
Ask (Ask size)	4.415 EUR (710)
Open	4.395 EUR
High	4.395 EUR
Low	4.395 EUR
Close (prev. day)	4.415 EUR
VWAP	4.435 EUR
Volume (pcs)	-
Trading volume	-
Number of trades	1
Last size	-

## Performance and Risk

	6m	1y	3y
Perf (%)	+17.51%	+45.05%	+2.69%
Perf (abs.)	+0.66	+1.37	+0.12
Beta	0.32	0.54	0.70
Volatility	45.07	37.43	33.09

5y



Information about previous performance does not guarantee future performance.  
Source: FactSet

## Price data

Ø price 5 days   Ø volume 5 days (pcs.)	4.434 EUR (462)
Ø price 30 days   Ø volume 30 days (pcs.)	4.386 EUR (1,321)
Ø price 100 days   Ø volume 100 days (pcs.)	4.355 EUR (1,002)
Ø price 250 days   Ø volume 250 days (pcs.)	3.905 EUR (846)
YTD High   date	4.900 EUR (2024/03/07)
YTD Low   date	4.085 EUR (2024/03/01)
52 Weeks High   date	4.900 EUR (2024/03/07)
52 Weeks Low   date	3.045 EUR (2023/05/04)

## Arbitrage views

Exchange <span>⊕</span>	Date	Time	Price	Trading volume (mio.)	Number of trades
Tradegate	2024/05/03	22:02	4.395 EUR	0.00	1
Stuttgart	2024/05/06	08:02	4.375 EUR	0.00	1
Munich	2024/05/06	08:02	4.405 EUR	0.00	1
London Stock Exchange European Trade Reporting	2024/05/03	17:30	4.42 EUR	0.00	2
Duesseldorf	2024/05/06	08:11	4.365 EUR	0.00	1

	05/06					
Berlin	2024/ 05/06	08:24	4.39 EUR	0.00		1
BME Continuous Market	2024/ 05/03	17:35	4.385 EUR	0.43		205

## Company profile

### Company Logo

#### Contact Details

TALGO S.A.

--

----

Telefon: -

Fax: -

E-mail: -

### Company Profile

-