

## ACERINOX SA

ISIN:

ES0132105018

WKN: -

## Overview

2022/11/25 22:26:43

Price

9.322 EUR

Difference  -0.24% (-0.02)

## General attributes

ISIN	ES0132105018
Symbol	ACX
Exchange	Tradegate
Currency	EUR
Sector	Industry
Security type	Stock
Market cap (m)	2,321 EUR
Benchmark	IBEX 35

## Market data

Bid (Bid size)	9.314 EUR (560)
Ask (Ask size)	9.328 EUR (560)
Open	9.30 EUR
High	9.30 EUR
Low	9.30 EUR
Close (prev. day)	9.344 EUR
VWAP	9.30 EUR
Volume (pcs)	100
Trading volume	930.00
Number of trades	1
Last size	-

## Futures and Options







Related Futures	30
Related Options	-

5y



Information about previous performance does not guarantee future performance.  
Source: FactSet

## Recent research

on sector		on market	
Date		Headline	Download
2022/11/25		Equity Weekly	
2022/11/21		Aktienempfehlungen Österreich	
2022/11/18		Equity Weekly	
2022/11/18		Global Equity Ratings	
2022/11/18		Aktienempfehlungen Global	

## Details

2022/11/25 22:26:43

## Price

9.322 EUR

Difference  -0.24% (-0.02)

## General attributes

ISIN	ES0132105018
Symbol	ACX
Exchange	Tradegate
Currency	EUR
Sector	Industry
Security type	Stock
Market cap (m)	2,321 EUR
Benchmark	IBEX 35

## Market data

Bid (Bid size)	9.314 EUR (560)
Ask (Ask size)	9.328 EUR (560)
Open	9.30 EUR
High	9.30 EUR
Low	9.30 EUR
Close (prev. day)	9.344 EUR
VWAP	9.30 EUR
Volume (pcs)	100
Trading volume	930.00
Number of trades	1
Last size	-

## Performance and Risk

	6m	1y	3y
Perf (%)	-16.74%	-12.55%	-4.75%
Perf (abs.)	-1.87	-1.34	-0.46
Beta	1.14	1.16	0.98
Volatility	40.09	37.08	37.90

5y



Information about previous performance does not guarantee future performance.  
Source: FactSet

## Price data

Ø price 5 days   Ø volume 5 days (pcs.)	9.386 EUR (43)
Ø price 30 days   Ø volume 30 days (pcs.)	9.034 EUR (559)
Ø price 100 days   Ø volume 100 days (pcs.)	8.900 EUR (552)
Ø price 250 days   Ø volume 250 days (pcs.)	9.983 EUR (1,162)
YTD High   date	13.500 EUR (2022/06/02)
YTD Low   date	7.904 EUR (2022/10/10)
52 Weeks High   date	13.500 EUR (2022/06/02)
52 Weeks Low   date	7.904 EUR (2022/10/10)

## Arbitrage views

Exchange 	Date	Time	Price	Trading volume (mio.)	Number of trades
Vienna Stock Exchange	2022/11/25	17:32	9.32 EUR	0.00	2
Tradegate	2022/11/25	22:26	9.322 EUR	0.00	1
Stuttgart	2022/11/25	11:14	9.148 EUR	0.00	8
Munich	2022/11/25	08:03	9.366 EUR	0.00	1
London Stock Exchange	2022/	17:30	9.28 EUR	0.00	2

European Trade Reporting	11/25					
Frankfurt	2022/ 11/25	10:52	9.292	EUR	0.00	2
Duesseldorf	2022/ 11/25	21:01	9.314	EUR	0.00	11
Berlin	2022/ 11/25	21:55	9.322	EUR	0.00	18
BME Continuous Market	2022/ 11/25	17:38	9.324	EUR	5.14	1,430

## Company profile

### Company Logo



### Contact Details

ACERINOX SA

--

Calle Santiago de Compostela, 100 - 28035 Madrid

Telefon: 34-91-398-51-00

Fax: 34-91-398-51-97

E-mail: [accionistas@acerinox.com](mailto:accionistas@acerinox.com)

### Company Profile

-

#### Members of Management Board

Bernardo Velázquez Herreros	Chairman of Managing Board
Cristóbal Fuentes	Member of Executive Committee
Daniel Azpitarte Zemp	Member of Executive Committee
Fernando Gutiérrez	Member of Executive Committee
Hans Helmrich	Member of Executive Committee
Johan Strydom	Member of Executive Committee
Luis Gimeno Valledor	Member of Executive Committee
Mark Davis	Member of Executive Committee
Miguel Ferrandis Torres	Member of Executive Committee
Oswald Wolfe Gómez	Member of Executive Committee

#### Board of directors

Carlos Ortega Arias-Paz	Chairman of Supervisory Board
Francisco Javier García Sanz	Member of Supervisory Board
George Donald Johnston	Member of Supervisory Board
Ignacio Martín San Vicente	Member of Supervisory Board
Laura González Molero	Member of Supervisory Board
Leticia Iglesias Herraiz	Member of Supervisory Board
Marta Martínez Alonso	Member of Supervisory Board
Rosa María García Piñeiro	Member of Supervisory Board
Santos Martínez-Conde Gutiérrez	Member of Supervisory Board
Tomás Hevia Armengol	Member of Supervisory Board