

NEINOR HOMES SA

ISIN: **ES0105251005** WKN: -

Overview

2024/07/18 22:26:40

Price
13.70 EURDifference  -1.44% (-0.20)

General attributes

ISIN	ES0105251005
Symbol	HOME
Exchange	Tradedgate
Currency	EUR
Sector	Other
Security type	Stock
Market cap (m)	1,027 EUR
Benchmark	IBEX 35

Market data

Bid (Bid size)	13.64 EUR (250)
Ask (Ask size)	13.74 EUR (250)
Open	13.88 EUR
High	13.88 EUR
Low	13.88 EUR
Close (prev. day)	13.90 EUR
VWAP	13.88 EUR
Volume (pcs)	604
Trading volume	8,383.52
Number of trades	2
Last size	-

Futures and Options






Related Futures	-
Related Options	753

5y



Information about previous performance does not guarantee future performance.
Source: FactSet

Recent research

on sector	on market		
Date		Headline	Download
2024/07/15		Aktienempfehlungen Global	
2024/07/12		Global Equity Ratings	
2024/07/09		Aktienempfehlungen Österreich	
2024/07/05		Equity Weekly	
2024/06/24		Aktienempfehlungen Österreich	

Details

2024/07/18 22:26:40

Price

13.70 EUR

Difference ▼ -1.44% (-0.20)

General attributes

ISIN	ES0105251005
Symbol	HOME
Exchange	Tradegate
Currency	EUR
Sector	Other
Security type	Stock
Market cap (m)	1,027 EUR
Benchmark	IBEX 35

Market data

Bid (Bid size)	13.64 EUR (250)
Ask (Ask size)	13.74 EUR (250)
Open	13.88 EUR
High	13.88 EUR
Low	13.88 EUR
Close (prev. day)	13.90 EUR
VWAP	13.88 EUR
Volume (pcs)	604
Trading volume	8,383.52
Number of trades	2
Last size	-

Performance and Risk

	6m	1y	3y
Perf (%)	+31.19%	+53.54%	+20.70%
Perf (abs.)	+3.30	+4.84	+2.38
Beta	0.33	0.54	0.44
Volatility	26.50	27.77	26.78

5y



Information about previous performance does not guarantee future performance.
Source: FactSet

Price data

Ø price 5 days Ø volume 5 days (pcs.)	13.80 EUR (156)
Ø price 30 days Ø volume 30 days (pcs.)	12.73 EUR (180)
Ø price 100 days Ø volume 100 days (pcs.)	11.20 EUR (108)
Ø price 250 days Ø volume 250 days (pcs.)	10.44 EUR (106)
YTD High date	13.96 EUR (2024/07/15)
YTD Low date	9.69 EUR (2024/03/14)
52 Weeks High date	13.96 EUR (2024/07/15)
52 Weeks Low date	8.34 EUR (2023/08/23)

Arbitrage views

Exchange ⊕	Date	Time	Price	Trading volume (mio.)	Number of trades
Tradegate	2024/07/18	22:26	13.70 EUR	0.01	2
Stuttgart	2024/07/18	11:00	13.74 EUR	0.00	5
Munich	2024/07/18	08:11	13.90 EUR	0.00	2
London Stock Exchange European Trade Reporting	2024/07/18	17:30	13.79 EUR	0.00	2
Frankfurt	2024/	21:49	13.60 EUR	0.00	3

	07/18					
FINRA other OTC Issues	2024/ 07/11	19:20	12.00 USD	0.04		2
Duesseldorf	2024/ 07/18	19:31	13.58 EUR	0.00		7
BME Continuous Market	2024/ 07/18	17:35	13.70 EUR	0.85		349

Company profile

Company Logo



Company Profile

-

Contact Details

NEINOR HOMES SA

--

Telefon: -

Fax: -

E-mail: -