

AVANCE GAS HOLDING LTD

ISIN: **BMG067231032** WKN: -

Overview

2024/04/26 15:58:59

Price
13.18 EUR

Difference  7.33% (0.90)

General attributes

ISIN	BMG067231032
Symbol	AGAS
Exchange	Stuttgart
Currency	EUR
Sector	Transport
Security type	Stock
Market cap (m)	969 EUR
Benchmark	NORWAY OSLO BORS ALL SHARE(TRG)

Market data

Bid (Bid size)	- (0)
Ask (Ask size)	- (0)
Open	12.30 EUR
High	13.18 EUR
Low	12.30 EUR
Close (prev. day)	12.28 EUR
VWAP	-
Volume (pcs)	400
Trading volume	5,272.00
Number of trades	15
Last size	400

Futures and Options








Related Futures	-
Related Options	-

5y



Information about previous performance does not guarantee future performance.
Source: FactSet

Recent research

on sector			
Date		Headline	Download
2024/04/26		Global Equity Ratings	
2024/04/26		Aktienempfehlungen Global	
2024/04/15		Aktienempfehlungen Österreich	
2024/04/03		Global Equity Ratings	
2024/04/03		Aktienempfehlungen Global	

Details

2024/04/26 15:58:59

Price

13.18 EUR

Difference ▲ 7.33% (0.90)

General attributes

ISIN	BMG067231032
Symbol	AGAS
Exchange	Stuttgart
Currency	EUR
Sector	Transport
Security type	Stock
Market cap (m)	969 EUR
Benchmark	NORWAY OSLO BORS ALL SHARE(TRG)

Market data

Bid (Bid size)	- (0)
Ask (Ask size)	- (0)
Open	12.30 EUR
High	13.18 EUR
Low	12.30 EUR
Close (prev. day)	12.28 EUR
VWAP	-
Volume (pcs)	400
Trading volume	5,272.00
Number of trades	15
Last size	400

Performance and Risk

	6m	1y	3y
Perf (%)	+13.62%	+119.67%	+208.67%
Perf (abs.)	+1.58	+7.18	+8.91
Beta	1.99	1.34	1.15
Volatility	66.54	59.99	59.57

5y



Information about previous performance does not guarantee future performance.
Source: FactSet

Price data

Ø price 5 days Ø volume 5 days (pcs.)	12.62 EUR (100)
Ø price 30 days Ø volume 30 days (pcs.)	11.37 EUR (197)
Ø price 100 days Ø volume 100 days (pcs.)	11.61 EUR (237)
Ø price 250 days Ø volume 250 days (pcs.)	10.19 EUR (171)
YTD High date	15.12 EUR (2024/01/05)
YTD Low date	9.27 EUR (2024/03/04)
52 Weeks High date	15.18 EUR (2023/11/27)
52 Weeks Low date	5.63 EUR (2023/05/04)

Arbitrage views

Exchange	Date	Time	Price	Trading volume (mio.)	Number of trades
Tradegate	2024/04/26	22:26	13.08 EUR	0.06	22
Stuttgart	2024/04/26	15:58	13.18 EUR	0.01	15
Munich	2024/04/26	08:11	12.76 EUR	0.00	2
London Stock Exchange European Trade Reporting	2024/04/26	16:20	153.40 NOK	0.00	2
Frankfurt	2024/	16:04	13.28 EUR	0.00	1

	04/26					
First North Stockholm	2024/ 04/26	15:54	153.80 NOK	0.21		20
FINRA other OTC Issues	2024/ 04/26	21:20	13.96 USD	0.08		7
Duesseldorf	2024/ 04/26	08:11	12.56 EUR	0.00		3
Berlin	2024/ 04/26	21:43	13.10 EUR	0.00		18

Company profile

Company Logo



Company Profile

-

Contact Details

AVANCE GAS HOLDING

--

Telefon: -

Fax: -

E-mail: -