

## M AND T BANK CORP

ISIN: **US55261F1049** WKN: **55261F104**

## Overview

2024/07/26 08:08:06

Price

159.60 EUR

Difference  -0.50% (-0.80)

## General attributes

ISIN	US55261F1049
Symbol	MTB
Exchange	Stuttgart
Currency	EUR
Sector	Financial
Security type	Stock
Market cap (m)	26,894 EUR
Benchmark	S&P 500

## Market data

Bid (Bid size)	- (0)
Ask (Ask size)	- (0)
Open	159.60 EUR
High	159.60 EUR
Low	159.60 EUR
Close (prev. day)	160.40 EUR
VWAP	-
Volume (pcs)	0
Trading volume	0.00
Number of trades	3
Last size	0

## Futures and Options











Related Futures	-
Related Options	-

5y



Information about previous performance does not guarantee future performance.  
Source: FactSet

## Recent research

	on sector	on market	
Date		Headline	Download
2024/07/24		Global Equity Ratings	
2024/07/24		Aktienempfehlungen Global	
2024/07/19		Equity Weekly	
2024/07/15		Aktienempfehlungen Global	
2024/07/12		Global Equity Ratings	

## Details

2024/07/26 08:08:06

## Price

159.60 EUR

Difference ▼ -0.50% (-0.80)

## General attributes

ISIN	US55261F1049
Symbol	MTB
Exchange	Stuttgart
Currency	EUR
Sector	Financial
Security type	Stock
Market cap (m)	26,894 EUR
Benchmark	S&P 500

## Market data

Bid (Bid size)	- (0)
Ask (Ask size)	- (0)
Open	159.60 EUR
High	159.60 EUR
Low	159.60 EUR
Close (prev. day)	160.40 EUR
VWAP	-
Volume (pcs)	0
Trading volume	0.00
Number of trades	3
Last size	0

## Performance and Risk

	6m	1y	3y
Perf (%)	+22.21%	+25.47%	+42.50%
Perf (abs.)	+29.00	+32.40	+47.60
Beta	0.41	0.95	0.91
Volatility	21.86	27.72	31.22

5y



Information about previous performance does not guarantee future performance.  
Source: FactSet

## Price data

Ø price 5 days   Ø volume 5 days (pcs.)	158.13 EUR (0)
Ø price 30 days   Ø volume 30 days (pcs.)	143.36 EUR (2)
Ø price 100 days   Ø volume 100 days (pcs.)	136.76 EUR (1)
Ø price 250 days   Ø volume 250 days (pcs.)	126.68 EUR (0)
YTD High   date	160.40 EUR (2024/07/25)
YTD Low   date	118.60 EUR (2024/01/18)
52 Weeks High   date	160.40 EUR (2024/07/25)
52 Weeks Low   date	103.40 EUR (2023/10/30)

## Arbitrage views

Exchange <span>⊕</span>	Date	Time	Price	Trading volume (mio.)	Number of trades
Tradegate	2024/07/26	22:02	161.15 EUR	0.00	1
Stuttgart	2024/07/26	08:08	159.60 EUR	0.00	3
NYSE	2024/07/26	22:00	174.90 USD	171.09	17,549
Munich	2024/07/26	08:02	159.50 EUR	0.00	2
London Stock	2024/07/26	16:48	151.13 USD	0.03	1

Exchange	03						
Frankfurt	2024/07/26	08:03	159.50	EUR	0.00		2
Duesseldorf	2024/07/26	19:31	159.60	EUR	0.00		7
Berlin	2024/07/26	08:13	159.65	EUR	0.00		3

## Company profile

### Company Logo



### Contact Details

M&T BANK CORP.

--

One M&T Plaza, 5th floor - 14203 Buffalo

Telefon: +1-716-635-4000

Fax: +

E-mail: -

### Company Profile

-

#### Members of Management Board

Carlton Charles	Member of Board of Directors
Denis Salamone	Member of Board of Directors
Gary Geisel	Member of Board of Directors
Herbert Washington	Member of Board of Directors
Jane Chwick	Member of Board of Directors
John Barnes	Member of Board of Directors
Kirk Walters	Member of Board of Directors
Leslie Godridge	Member of Board of Directors
Melinda Rich	Member of Board of Directors
Richard Ledgett	Member of Board of Directors
Robert Brady	Member of Board of Directors
Robert Sadler	Member of Board of Directors
Rudina Seseri	Member of Board of Directors
T. Jefferson Cunningham	Member of Board of Directors
William Cruger	Member of Board of Directors
René F. Jones	Chairman of Managing Board
Daryl N. Bible	Member of Executive Committee
David W. Hollis	Member of Executive Committee
Laura O'Hara	Member of Executive Committee
Michael A. Wisler	Member of Executive Committee
Michael J. Todaro	Member of Executive Committee
Robert J. Bojdak	Member of Executive Committee
Tracy Woodrow	Member of Executive Committee