

MENDUS AB

ISIN: SE0022239950

WKN: -

Overview

2024/06/21 11:17:25

Price
0.75 EURDifference  -3.72% (-0.03)

General attributes

ISIN	SE0022239950
Symbol	IMMU
Exchange	Stuttgart
Currency	EUR
Sector	Chemical / Pharmaceutical / Health
Security type	Stock
Market cap (m)	41 EUR
Benchmark	OMX STOCKHOLM 30 INDEX

Market data

Bid (Bid size)	- (0)
Ask (Ask size)	- (0)
Open	0.75 EUR
High	0.751 EUR
Low	0.75 EUR
Close (prev. day)	0.779 EUR
VWAP	-
Volume (pcs)	0
Trading volume	0.00
Number of trades	5
Last size	0

Futures and Options











Related Futures	-
Related Options	-

5y



Information about previous performance does not guarantee future performance.
Source: FactSet

Recent research

on sector			
Date		Headline	Download
2024/06/21		Global Equity Ratings	
2024/06/21		Aktienempfehlungen Global	
2024/06/14		Equity Weekly	
2024/06/14		Global Equity Ratings	
2024/06/14		Aktienempfehlungen Global	

Details

2024/06/21 11:17:25

Price
0.75 EURDifference ▼ -3.72% (-0.03)

General attributes

ISIN	SE0022239950
Symbol	IMMU
Exchange	Stuttgart
Currency	EUR
Sector	Chemical / Pharmaceutical / Health
Security type	Stock
Market cap (m)	41 EUR
Benchmark	OMX STOCKHOLM 30 INDEX

Market data

Bid (Bid size)	- (0)
Ask (Ask size)	- (0)
Open	0.75 EUR
High	0.751 EUR
Low	0.75 EUR
Close (prev. day)	0.779 EUR
VWAP	-
Volume (pcs)	0
Trading volume	0.00
Number of trades	5
Last size	0

Performance and Risk

	6m	1y	3y
Perf (%)	+5.63%	+35.38%	-91.02%
Perf (abs.)	+0.04	+0.20	-7.60
Beta	0.75	0.89	0.69
Volatility	103.55	254.11	164.90

5y



Information about previous performance does not guarantee future performance.
Source: FactSet

Price data

Ø price 5 days Ø volume 5 days (pcs.)	0.78 EUR (0)
Ø price 30 days Ø volume 30 days (pcs.)	0.67 EUR (0)
Ø price 100 days Ø volume 100 days (pcs.)	0.60 EUR (0)
Ø price 250 days Ø volume 250 days (pcs.)	0.52 EUR (0)
YTD High date	0.88 EUR (2024/06/05)
YTD Low date	0.44 EUR (2024/02/14)
52 Weeks High date	1.16 EUR (2023/12/05)
52 Weeks Low date	0.08 EUR (2023/08/18)

All listings for MENDUS AB

Exchange 📍	Date	Time	Price	Trading volume (mio.)	Number of trades
Stuttgart	2024/06/21	11:17	0.75 EUR	0.00	5
Nasdaq Stockholm	2024/06/20	18:00	9.14 SEK	0.32	85
Munich	2024/06/21	08:09	0.815 EUR	0.00	1
Frankfurt	2024/06/21	08:03	0.793 EUR	0.00	2
Berlin	2024/06/21	21:43	0.794 EUR	0.00	19

Company profile

Company Logo



Company Profile

-

Contact Details

MENDUS

--

Vaestra Trädgårdsgatan 15 11153
Stockholm

Telefon: +46 (0)8 732 8400

Fax: -

E-mail: info@mendus.com