

ELSE NUTRITION HOLDINGS INC.

ISIN: **CA2902571041** WKN: -

Overview

2024/07/17 15:54:06

5y

Price

0.1322 USD

Difference  2.48% (0.00)

General attributes

ISIN	CA2902571041
Symbol	BABY
Exchange	FINRA other OTC Issues
Currency	USD
Sector	Consumer Products
Security type	Stock
Market cap (m)	19 EUR
Benchmark	S&P/TSX 60 INDEX

Market data

Bid (Bid size)	-
Ask (Ask size)	-
Open	0.1358 USD
High	0.1358 USD
Low	0.1322 USD
Close (prev. day)	0.129 USD
VWAP	0.1354 USD
Volume (pcs)	1,125
Trading volume	152.32
Number of trades	3
Last size	125





Futures and Options

Related Futures	-
Related Options	-



Information about previous performance does not guarantee future performance.
Source: FactSet

Recent research

on sector			
Date		Headline	Download
2024/07/15		Aktienempfehlungen Global	
2024/07/12		Equity Weekly	
2024/07/12		Global Equity Ratings	
2024/07/09		Aktienempfehlungen Österreich	
2024/07/05		Equity Weekly	

Details

2024/07/17 15:54:06

Price

0.1322 USD

Difference ▲ 2.48% (0.00)

General attributes

ISIN	CA2902571041
Symbol	BABY
Exchange	FINRA other OTC Issues
Currency	USD
Sector	Consumer Products
Security type	Stock
Market cap (m)	19 EUR
Benchmark	S&P/TSX 60 INDEX

Market data

Bid (Bid size)	-
Ask (Ask size)	-
Open	0.1358 USD
High	0.1358 USD
Low	0.1322 USD
Close (prev. day)	0.129 USD
VWAP	0.1354 USD
Volume (pcs)	1,125
Trading volume	152.32
Number of trades	3
Last size	125

Performance and Risk

	6m	1y	3y
Perf (%)	-7.86%	-74.20%	-93.68%
Perf (abs.)	-0.01	-0.37	-1.91
Beta	0.27	-0.73	0.44
Volatility	77.35	144.41	103.49

5y



Information about previous performance does not guarantee future performance.
Source: FactSet

Price data

Ø price 5 days Ø volume 5 days (pcs.)	0.1310 USD (189,265)
Ø price 30 days Ø volume 30 days (pcs.)	0.1466 USD (153,131)
Ø price 100 days Ø volume 100 days (pcs.)	0.1795 USD (169,822)
Ø price 250 days Ø volume 250 days (pcs.)	0.2234 USD (200,175)
YTD High date	0.2640 USD (2024/02/26)
YTD Low date	0.1200 USD (2024/07/08)
52 Weeks High date	0.5699 USD (2023/07/24)
52 Weeks Low date	0.1160 USD (2023/11/02)

Arbitrage views

Exchange ⊕	Date	Time	Price	Trading volume (mio.)	Number of trades
Toronto Stock Exchange	2024/07/17	17:05	0.1725 CAD	0.01	79
Stuttgart	2024/07/17	16:49	0.11 EUR	0.00	5
Munich	2024/07/17	08:01	0.141 EUR	0.00	1
Frankfurt	2024/07/17	08:14	0.096 EUR	0.00	1
FINRA other OTC	2024/07/17	15:54	0.1322 USD	0.00	3

Issues	17					
Berlin	2024/07/17	16:41	0.117	EUR	0.00	14

Company profile

Company Logo



Company Profile

-

Contact Details

ELSE NUTRITION HOLDINGS

--

Telefon: -

Fax: -

E-mail: -