

LULULEMON ATHLETICA INC.

ISIN: **US5500211090** WKN: **550021109**

Overview

2024/07/26 15:03:36

Price

230.05 EUR

Difference  -8.36% (-21.00)

General attributes

ISIN	US5500211090
Symbol	LULU
Exchange	Munich
Currency	EUR
Sector	Consumer Products
Security type	Stock
Market cap (m)	28,008 EUR
Benchmark	S&P/TSX 60 INDEX

Market data

Bid (Bid size)	-
Ask (Ask size)	-
Open	228.65 EUR
High	230.05 EUR
Low	228.65 EUR
Close (prev. day)	251.05 EUR
VWAP	230.05 EUR
Volume (pcs)	22
Trading volume	5,061.10
Number of trades	2
Last size	22

Futures and Options

Related Futures	-
Related Options	-









5y



Information about previous performance does not guarantee future performance.

Source: FactSet

Recent research

on sector	Date	Headline	Download
	2024/07/26	 Equity Weekly	
	2024/07/24	 Global Equity Ratings	
	2024/07/24	 Aktienempfehlungen Global	
	2024/07/15	 Aktienempfehlungen Global	
	2024/07/12	 Equity Weekly	

Details

2024/07/26 15:03:36

Price

230.05 EUR

Difference ▼ -8.36% (-21.00)

General attributes

ISIN	US5500211090
Symbol	LULU
Exchange	Munich
Currency	EUR
Sector	Consumer Products
Security type	Stock
Market cap (m)	28,008 EUR
Benchmark	S&P/TSX 60 INDEX

Market data

Bid (Bid size)	-
Ask (Ask size)	-
Open	228.65 EUR
High	230.05 EUR
Low	228.65 EUR
Close (prev. day)	251.05 EUR
VWAP	230.05 EUR
Volume (pcs)	22
Trading volume	5,061.10
Number of trades	2
Last size	22

Performance and Risk

	6m	1y	3y
Perf (%)	-46.86%	-33.16%	-32.28%
Perf (abs.)	-202.85	-114.15	-109.65
Beta	1.28	1.05	1.52
Volatility	35.36	32.37	38.44

5y



Information about previous performance does not guarantee future performance.
Source: FactSet

Price data

Ø price 5 days Ø volume 5 days (pcs.)	251.15 EUR (4)
Ø price 30 days Ø volume 30 days (pcs.)	273.46 EUR (2)
Ø price 100 days Ø volume 100 days (pcs.)	317.16 EUR (1)
Ø price 250 days Ø volume 250 days (pcs.)	364.69 EUR (0)
YTD High date	461.85 EUR (2024/01/02)
YTD Low date	228.65 EUR (2024/07/26)
52 Weeks High date	465.70 EUR (2023/12/12)
52 Weeks Low date	228.65 EUR (2024/07/26)

Arbitrage views

Exchange ⊕	Date	Time	Price	Trading volume (mio.)	Number of trades
Xetra	2024/07/26	17:35	231.25 EUR	0.04	21
Vienna Stock Exchange	2024/07/26	17:32	231.25 EUR	0.00	5
Tradegate	2024/07/26	22:26	233.45 EUR	0.23	74
Stuttgart	2024/07/26	15:31	228.15 EUR	0.00	5
Nasdaq	2024/07/	22:00	253.50 USD	1,041.51	77,711

	26						
Munich	2024/07/26	15:03	230.05	EUR	0.01		2
London Stock Exchange	2024/07/25	15:41	252.88	USD	0.00		24
Hanover	2024/07/26	08:01	228.70	EUR	0.00		1
Frankfurt	2024/07/26	16:59	231.95	EUR	0.01		3
Duesseldorf	2024/07/26	19:30	234.70	EUR	0.00		7
Berlin	2024/07/26	08:08	229.50	EUR	0.00		3

Company profile

Company Logo



Contact Details

LULULEMON ATHLETICA INC.

--

1818 Cornwall Avenue - V6J 1C7 Vancouver

Telefon: +1-604-732-6124

Fax: +1-604-874-6124

E-mail: -

Company Profile

-

Members of Management Board

Martha Morfitt Chairman of Board of Directors

Alison Loehnis Member of Board of Directors

David Mussafer Member of Board of Directors

Emily White Member of Board of Directors

Isabel Ge Mahe Member of Board of Directors

Jonathan McNeill Member of Board of Directors

Kathryn Henry Member of Board of Directors

Michael Casey Member of Board of Directors

Shane Grant Member of Board of Directors

Teri List-Stoll Member of Board of Directors

Calvin McDonald Chairman of Managing Board

André Maestrini Member of Executive Committee

Celeste Burgoyne Member of Executive Committee

Julie Averill Member of Executive Committee

Meghan Frank Member of Executive Committee

Nikki Neuburger Member of Executive Committee

Shannon Higginson Member of Executive Committee

Sun Choe Member of Executive Committee

Susan Gelinias Member of Executive Committee

Ted Dagnese Member of Executive Committee