

## HOYA CORP

ISIN: JP3837800006

WKN: 7741

## Overview

2024/07/29 08:11:34

## Price

113.65 EUR

Difference  2.99% (3.30)

## General attributes

ISIN	JP3837800006
Symbol	7741
Exchange	Munich
Currency	EUR
Sector	Chemical / Pharmaceutical / Health
Security type	Stock
Market cap (m)	39,827 EUR
Benchmark	NIKKEI 225

## Market data

Bid (Bid size)	-
Ask (Ask size)	-
Open	113.65 EUR
High	113.65 EUR
Low	113.65 EUR
Close (prev. day)	110.35 EUR
VWAP	118.35 EUR
Volume (pcs)	0
Trading volume	0.00
Number of trades	2
Last size	0

## Futures and Options

Related Futures	-
Related Options	-









5y



Information about previous performance does not guarantee future performance.

Source: FactSet

## Recent research

	on sector	on market	
Date		Headline	Download
2024/07/29		Aktienempfehlungen Österreich	
2024/07/24		Global Equity Ratings	
2024/07/24		Aktienempfehlungen Global	
2024/07/15		Aktienempfehlungen Global	
2024/07/12		Global Equity Ratings	

## Details

2024/07/29 08:11:34

## Price

113.65 EUR

Difference ▲ 2.99% (3.30)

## General attributes

ISIN	JP3837800006
Symbol	7741
Exchange	Munich
Currency	EUR
Sector	Chemical / Pharmaceutical / Health
Security type	Stock
Market cap (m)	39,827 EUR
Benchmark	NIKKEI 225

## Market data

Bid (Bid size)	-
Ask (Ask size)	-
Open	113.65 EUR
High	113.65 EUR
Low	113.65 EUR
Close (prev. day)	110.35 EUR
VWAP	118.35 EUR
Volume (pcs)	0
Trading volume	0.00
Number of trades	2
Last size	0

## Performance and Risk

	6m	1y	3y
Perf (%)	-0.48%	+9.59%	-3.73%
Perf (abs.)	-0.55	+9.95	-4.40
Beta	1.01	1.10	1.22
Volatility	24.07	21.78	23.57

5y



Information about previous performance does not guarantee future performance.  
Source: FactSet

## Price data

Ø price 5 days   Ø volume 5 days (pcs.)	111.03 EUR (0)
Ø price 30 days   Ø volume 30 days (pcs.)	112.25 EUR (10)
Ø price 100 days   Ø volume 100 days (pcs.)	111.81 EUR (4)
Ø price 250 days   Ø volume 250 days (pcs.)	107.71 EUR (4)
YTD High   date	121.75 EUR (2024/03/08)
YTD Low   date	103.90 EUR (2024/04/11)
52 Weeks High   date	121.75 EUR (2024/03/08)
52 Weeks Low   date	91.88 EUR (2023/10/26)

## Arbitrage views

Exchange <span>⊕</span>	Date	Time	Price	Trading volume (mio.)	Number of trades
Tradegate	2024/07/29	22:26	113.75 EUR	0.00	2
Tokyo Stock Exchange	2024/07/29	08:00	19,010.00 JPY	184.43	3,093
Stuttgart	2024/07/29	08:22	113.55 EUR	0.00	3
Munich	2024/07/29	08:11	113.65 EUR	0.00	2
Hanover	2024/07/29	08:01	113.65 EUR	0.00	3

	29					
Frankfurt	2024/07/29	08:09	113.70 EUR	0.00		2
FINRA other OTC Issues	2024/07/29	15:52	129.47 USD	0.05		17
Duesseldorf	2024/07/29	19:30	113.10 EUR	0.00		6
Berlin	2024/07/29	21:05	114.10 EUR	0.00		9

## Company profile

### Company Logo



### Contact Details

HOYA CORP.

--

Nittochi Nishishinjuku Building 20/F, 6-10-1  
Nishi-Shinjuku - 160-8347 Tokyo

Telefon: +81-3-6911-4811

Fax: +

E-mail: -

### Company Profile

-

#### Members of Management Board

Eiichiro Ikeda	Chairman of Managing Board
Ryo Hirooka	Member of Executive Committee
Tomoko Nakagawa	Member of Executive Committee

#### Board of directors

Hiroaki Yoshihara	Member of Supervisory Board
Hiroshi Suzuki	Member of Supervisory Board
Mika Nishimura	Member of Supervisory Board
Mitsudo Urano	Member of Supervisory Board
Shuzo Kaihori	Member of Supervisory Board
Yasuyuki Abe	Member of Supervisory Board
Yukako Uchinaga	Member of Supervisory Board