

NORTHWEST COPPER CORP.

ISIN: CA66744H1047 WKN: -

Overview

2024/07/25 19:27:13

Price
0.1834 USDDifference  -1.82% (-0.00)

General attributes

ISIN	CA66744H1047
Symbol	NWST
Exchange	FINRA other OTC Issues
Currency	USD
Sector	Energy / Commodities
Security type	Stock
Market cap (m)	38 EUR
Benchmark	S&P/TSX 60 INDEX

Market data

Bid (Bid size)	-
Ask (Ask size)	-
Open	0.177 USD
High	0.1834 USD
Low	0.177 USD
Close (prev. day)	0.1868 USD
VWAP	0.181847 USD
Volume (pcs)	13,340
Trading volume	2,412.00
Number of trades	6
Last size	1,500

Futures and Options





Related Futures	-
Related Options	-

5y



Information about previous performance does not guarantee future performance.
Source: FactSet

Recent research

on sector			
Date		Headline	Download
2024/07/26		Equity Weekly	
2024/07/24		Global Equity Ratings	
2024/07/24		Aktienempfehlungen Global	
2024/07/15		Aktienempfehlungen Global	
2024/07/12		Equity Weekly	

Details

2024/07/25 19:27:13

Price

0.1834 USD

Difference 📉 -1.82% (-0.00)

General attributes

ISIN	CA66744H1047
Symbol	NWST
Exchange	FINRA other OTC Issues
Currency	USD
Sector	Energy / Commodities
Security type	Stock
Market cap (m)	38 EUR
Benchmark	S&P/TSX 60 INDEX

Market data

Bid (Bid size)	-
Ask (Ask size)	-
Open	0.177 USD
High	0.1834 USD
Low	0.177 USD
Close (prev. day)	0.1868 USD
VWAP	0.181847 USD
Volume (pcs)	13,340
Trading volume	2,412.00
Number of trades	6
Last size	1,500

Performance and Risk

	6m	1y	3y
Perf (%)	-	-	-
Perf (abs.)	-	-	-
Beta	0.44	0.93	0.81
Volatility	104.39	110.00	89.50

5y



Information about previous performance does not guarantee future performance.
Source: FactSet

Price data

Ø price 5 days Ø volume 5 days (pcs.)	0.1879 USD (29,307)
Ø price 30 days Ø volume 30 days (pcs.)	0.1547 USD (10,788)
Ø price 100 days Ø volume 100 days (pcs.)	0.1244 USD (8,746)
Ø price 250 days Ø volume 250 days (pcs.)	0.1135 USD (9,648)
YTD High date	0.2010 USD (2024/07/23)
YTD Low date	0.0829 USD (2024/03/25)
52 Weeks High date	0.2010 USD (2024/07/23)
52 Weeks Low date	0.0787 USD (2023/11/30)

All listings for NORTHWEST COPPER CORP.

Exchange	Date	Time	Price	Trading volume (mio.)	Number of trades
TSX Venture Exchange	2024/07/26	21:59	0.25 CAD	0.14	70
Stuttgart	2024/07/26	14:44	0.153 EUR	0.00	5
Frankfurt	2024/07/26	08:05	0.149 EUR	0.00	2
FINRA other OTC Issues	2024/07/25	19:27	0.1834 USD	0.00	6
Berlin	2024/07/25	08:02	0.15 EUR	0.00	3

Company profile

Company Logo

NorthWestcopper

Company Profile

-

Contact Details

NORTHWEST COPPER

--

Telefon: -

Fax: -

E-mail: -