

## IDEXX LABORATORIES INC.

ISIN: **US45168D1046** WKN: **45168D104**

## Overview

2024/04/25 22:00:00

Price  
489.24 USDDifference  -1.04% (-5.14)

## General attributes

ISIN US45168D1046

Symbol IDXX

Exchange Nasdaq

Currency USD

Sector Chemical / Pharmaceutical / Health

Security type Stock

Market cap (m) 37,896 EUR

Benchmark S&amp;P 500

## Market data

Bid (Bid size) 476.00 USD (200)

Ask (Ask size) 577.00 USD (200)

Open 494.82 USD

High 494.82 USD

Low 479.88 USD

Close (prev. day) 494.38 USD

VWAP 487.060949 USD

Volume (pcs) 358,641

Trading volume 174,482,437.08

Number of trades 14,007

Last size -

## Futures and Options




Related Futures -

Related Options -

5y

Information about previous performance does not guarantee future performance.  
Source: FactSet

## Recent research

on sector		on market	
Date		Headline	Download
2024/04/15		Aktienempfehlungen Österreich	
2024/04/03		Global Equity Ratings	
2024/04/03		Aktienempfehlungen Global	
2024/04/03		Aktienempfehlungen Österreich	
2024/03/22		Equity Weekly	

## Details

2024/04/25 22:00:00

## Price

489.24 USD

Difference 📉 -1.04% (-5.14)

## General attributes

ISIN US45168D1046

Symbol IDXX

Exchange Nasdaq

Currency USD

Sector Chemical / Pharmaceutical / Health

Security type Stock

Market cap (m) 37,896 EUR

Benchmark S&amp;P 500

## Market data

Bid (Bid size) 476.00 USD (200)

Ask (Ask size) 577.00 USD (200)

Open 494.82 USD

High 494.82 USD

Low 479.88 USD

Close (prev. day) 494.38 USD

VWAP 487.060949 USD

Volume (pcs) 358,641

Trading volume 174,482,437.08

Number of trades 14,007

Last size -

## Performance and Risk

	6m	1y	3y
Perf (%)	+18.55%	+1.24%	-12.50%
Perf (abs.)	+76.56	+6.01	-69.86
Beta	1.35	1.39	1.28
Volatility	28.75	28.85	34.02

5y



Information about previous performance does not guarantee future performance.  
Source: FactSet

## Price data

Ø price 5 days   Ø volume 5 days (pcs.)	486.67 USD (479,690)
Ø price 30 days   Ø volume 30 days (pcs.)	512.91 USD (422,322)
Ø price 100 days   Ø volume 100 days (pcs.)	536.47 USD (450,093)
Ø price 250 days   Ø volume 250 days (pcs.)	499.46 USD (457,081)
YTD High   date	583.39 USD (2024/03/01)
YTD Low   date	471.42 USD (2024/04/19)
52 Weeks High   date	583.39 USD (2024/03/01)
52 Weeks Low   date	372.50 USD (2023/11/01)

## All listings for IDEXX LABORATORIES INC.

Exchange	Date	Time	Price	Trading volume (mio.)	Number of trades
Xetra	2024/04/24	17:35	463.10 EUR	0.00	2
Vienna Stock Exchange	2024/04/26	10:04	458.20 EUR	0.00	3
Tradegate	2024/04/26	09:05	455.10 EUR	0.01	1
Stuttgart	2024/04/26	08:01	455.30 EUR	0.00	1
Nasdaq	2024/04/25	22:00	489.24 USD	174.48	14,007

	25						
Munich	2024/04/ 26	08:03	459.00	EUR	0.00		1
London Stock Exchange	2024/03/ 28	16:05	542.17	USD	0.01		1
Hanover	2024/04/ 26	08:00	455.10	EUR	0.00		1
Frankfurt	2024/04/ 26	08:02	455.10	EUR	0.00		1
Duesseldorf	2024/04/ 26	09:30	455.00	EUR	0.00		2
Berlin	2024/04/ 26	08:08	455.10	EUR	0.00		1

## Company profile

### Company Logo



### Contact Details

IDEXX LABORATORIES INC.

--

One IDEXX Drive - 04092-2040 Westbrook

Telefon: +1-207-556-0300

Fax: +1-207-556-4346

E-mail: -

### Company Profile

-

#### Members of Management Board

Lawrence Kingsley Chairman of Board of Directors

Asha Collins Member of Board of Directors

Sophie Vandebroek Member of Board of Directors

Stuart Essig Member of Board of Directors

Bruce Claflin Member of Board of Directors

Daniel Junius Member of Board of Directors

Irene Britt Member of Board of Directors

Jonathan Ayers Member of Board of Directors

M. Szostak Member of Board of Directors

Sam Samad Member of Board of Directors

Jay Mazelsky Chairman of Managing Board

Brian P. McKeon Member of Executive Committee

James F. Polewaczyk Member of Executive Committee

Ken Grady Member of Executive Committee

Martin Smith Member of Executive Committee

Michael P. Johnson Member of Executive Committee