

OSINO RESOURCES CORP.

ISIN: CA68828L1004 WKN: -

Overview

2024/07/26 08:02:41

Price
1.215 EURDifference  0.00% (0.00)

General attributes

ISIN	CA68828L1004
Symbol	OSI
Exchange	Munich
Currency	EUR
Sector	Energy / Commodities
Security type	Stock
Market cap (m)	235 EUR
Benchmark	S&P/TSX 60 INDEX

Market data

Bid (Bid size)	-
Ask (Ask size)	-
Open	1.215 EUR
High	1.215 EUR
Low	1.215 EUR
Close (prev. day)	1.215 EUR
VWAP	1.215 EUR
Volume (pcs)	0
Trading volume	0.00
Number of trades	1
Last size	0

Futures and Options











Related Futures	-
Related Options	-

5y



Information about previous performance does not guarantee future performance.
Source: FactSet

Recent research

on sector			
Date		Headline	Download
2024/07/26		Equity Weekly	
2024/07/24		Global Equity Ratings	
2024/07/24		Aktienempfehlungen Global	
2024/07/15		Aktienempfehlungen Global	
2024/07/12		Equity Weekly	

Details

2024/07/26 08:02:41

Price

1.215 EUR

Difference ➔ 0.00% (0.00)

General attributes

ISIN	CA68828L1004
Symbol	OSI
Exchange	Munich
Currency	EUR
Sector	Energy / Commodities
Security type	Stock
Market cap (m)	235 EUR
Benchmark	S&P/TSX 60 INDEX

Market data

Bid (Bid size)	-
Ask (Ask size)	-
Open	1.215 EUR
High	1.215 EUR
Low	1.215 EUR
Close (prev. day)	1.215 EUR
VWAP	1.215 EUR
Volume (pcs)	0
Trading volume	0.00
Number of trades	1
Last size	0

Performance and Risk

	6m	1y	3y
Perf (%)	+27.23%	+58.82%	+48.90%
Perf (abs.)	+0.26	+0.45	+0.40
Beta	0.30	0.36	0.72
Volatility	29.14	36.68	39.69

5y



Information about previous performance does not guarantee future performance.
Source: FactSet

Price data

Ø price 5 days Ø volume 5 days (pcs.)	1.215 EUR (0)
Ø price 30 days Ø volume 30 days (pcs.)	1.215 EUR (0)
Ø price 100 days Ø volume 100 days (pcs.)	1.203 EUR (22)
Ø price 250 days Ø volume 250 days (pcs.)	0.982 EUR (22)
YTD High date	1.215 EUR (2024/04/30)
YTD Low date	0.955 EUR (2024/01/23)
52 Weeks High date	1.215 EUR (2024/04/30)
52 Weeks Low date	0.630 EUR (2023/11/09)

All listings for OSINO RESOURCES CORP.

Exchange ⊕	Date	Time	Price	Trading volume (mio.)	Number of trades
Tradegate	2024/07/26	22:02	1.21 EUR	0.00	1
TSX Venture Exchange	2024/07/26	21:59	1.82 CAD	1.36	99
Stuttgart	2024/07/26	11:05	1.175 EUR	0.00	4
Munich	2024/07/26	08:02	1.215 EUR	0.00	1
Frankfurt	2024/07/26	08:10	1.145 EUR	0.00	2

	26					
FINRA other OTC Issues	2024/07/26	21:18	1.315 USD	0.01		4
Duesseldorf	2024/07/26	19:32	1.18 EUR	0.00		7
Berlin	2024/07/26	20:22	1.21 EUR	0.00		13

Company profile

Company Logo



Company Profile

-

Contact Details

OSINO RESOURCES CORP.

--

Telefon: -

Fax: -

E-mail: -