

HP INC.

ISIN: US40434L1052

WKN: 40434L105

Overview

2024/07/26 17:35:42

Price

33.455 EUR

Difference  -2.46% (-0.85)

General attributes

| | |
|----------------|--------------|
| ISIN | US40434L1052 |
| Symbol | HPQ |
| Exchange | Xetra |
| Currency | EUR |
| Sector | Technology |
| Security type | Stock |
| Market cap (m) | 32,772 EUR |
| Benchmark | S&P 500 |

Market data

| | |
|-------------------|--------------|
| Bid (Bid size) | - |
| Ask (Ask size) | - |
| Open | 33.625 EUR |
| High | 33.965 EUR |
| Low | 33.15 EUR |
| Close (prev. day) | 34.30 EUR |
| VWAP | 33.47936 EUR |
| Volume (pcs) | 3,700 |
| Trading volume | 123,873.63 |
| Number of trades | 48 |
| Last size | 0 |

Futures and Options











| | |
|-----------------|----|
| Related Futures | 15 |
| Related Options | - |

5y



Information about previous performance does not guarantee future performance.
Source: FactSet

Recent research

| on sector | | on market | |
|------------|---|---------------------------|---|
| Date | | Headline | Download |
| 2024/07/26 |  | Equity Weekly |  |
| 2024/07/24 |  | Global Equity Ratings |  |
| 2024/07/24 |  | Aktienempfehlungen Global |  |
| 2024/07/15 |  | Aktienempfehlungen Global |  |
| 2024/07/12 |  | Global Equity Ratings |  |

Details

2024/07/26 17:35:42

Price

33.455 EUR

Difference 📉 -2.46% (-0.85)

General attributes

| | |
|----------------|--------------|
| ISIN | US40434L1052 |
| Symbol | HPQ |
| Exchange | Xetra |
| Currency | EUR |
| Sector | Technology |
| Security type | Stock |
| Market cap (m) | 32,772 EUR |
| Benchmark | S&P 500 |

Market data

| | |
|-------------------|--------------|
| Bid (Bid size) | - |
| Ask (Ask size) | - |
| Open | 33.625 EUR |
| High | 33.965 EUR |
| Low | 33.15 EUR |
| Close (prev. day) | 34.30 EUR |
| VWAP | 33.47936 EUR |
| Volume (pcs) | 3,700 |
| Trading volume | 123,873.63 |
| Number of trades | 48 |
| Last size | 0 |

Performance and Risk

| | 6m | 1y | 3y |
|-------------|---------|---------|---------|
| Perf (%) | +20.95% | +12.42% | +38.47% |
| Perf (abs.) | +5.80 | +3.70 | +9.30 |
| Beta | 0.46 | 0.64 | 1.14 |
| Volatility | 31.79 | 27.98 | 32.33 |

5y



Information about previous performance does not guarantee future performance.
Source: FactSet

Price data

| | |
|---|-------------------------|
| Ø price 5 days Ø volume 5 days (pcs.) | 34.410 EUR (2,003) |
| Ø price 30 days Ø volume 30 days (pcs.) | 33.556 EUR (1,077) |
| Ø price 100 days Ø volume 100 days (pcs.) | 30.117 EUR (1,419) |
| Ø price 250 days Ø volume 250 days (pcs.) | 28.058 EUR (1,705) |
| YTD High date | 35.390 EUR (2024/05/30) |
| YTD Low date | 25.000 EUR (2024/02/29) |
| 52 Weeks High date | 35.390 EUR (2024/05/30) |
| 52 Weeks Low date | 23.990 EUR (2023/09/28) |

Arbitrage views

| Exchange 📍 | Date | Time | Price | Trading volume (mio.) | Number of trades |
|-------------------------|------------|-------|------------|-----------------------|------------------|
| Xetra | 2024/07/26 | 17:35 | 33.455 EUR | 0.12 | 48 |
| Vienna Stock Exchange | 2024/07/26 | 17:32 | 33.475 EUR | 0.00 | 5 |
| Tradegate | 2024/07/26 | 22:26 | 33.485 EUR | 0.19 | 37 |
| Stuttgart | 2024/07/26 | 08:08 | 33.485 EUR | 0.00 | 3 |
| SIX Swiss Exchange | 2020/ | 17:36 | 19.00 USD | 0.00 | 1 |

| | | | | | | |
|--|----------------|-------|------------|--------|--|--------|
| | 05/12 | | | | | |
| SIX Swiss Exchange | 2019/ 06/18 | 17:35 | 20.20 CHF | 0.00 | | 1 |
| NYSE | 2024/ 07/26 | 22:00 | 36.34 USD | 265.53 | | 61,621 |
| Munich | 2024/ 07/26 | 08:00 | 33.485 EUR | 0.00 | | 2 |
| London Stock Exchange | 2024/ 05/20 | 16:41 | 31.70 USD | 0.01 | | 1 |
| Hanover | 2024/ 07/26 | 08:01 | 33.30 EUR | 0.00 | | 3 |
| Hamburg | 2024/ 07/26 | 08:01 | 33.30 EUR | 0.00 | | 3 |
| Frankfurt | 2024/ 07/26 | 10:12 | 33.80 EUR | 0.01 | | 2 |
| Euronext Milan MTF Trading After Hours | 2024/ 03/05 | 20:19 | 26.81 EUR | 0.00 | | 1 |
| Euronext Milan MTF Global Equity Market | 2024/ 07/26 | 17:44 | 33.46 EUR | 0.00 | | 2 |
| Duesseldorf | 2024/ 07/26 | 19:30 | 33.62 EUR | 0.00 | | 6 |
| Berlin | 2024/ 07/26 | 08:08 | 33.35 EUR | 0.00 | | 3 |

Company profile

Company Logo



Contact Details

HP INC.

--

1501 Page Mill Road - 94304-1112 Palo Alto

Telefon: +1-650-857-1501

Fax: +

E-mail: myhpsales@hp.com

Company Profile

-

Members of Management Board

Charles Bergh Chairman of Board of Directors

Shumeet Banerji Member of Board of Directors

Stephanie Burns Member of Board of Directors

Subra Suresh Member of Board of Directors

Aida Alvarez Member of Board of Directors

Bruce Broussard Member of Board of Directors

David Meline Member of Board of Directors

Fama Francisco Member of Board of Directors

Judith Miscik Member of Board of Directors

Kim Rucker Member of Board of Directors

Mary Citrino Member of Board of Directors

Richard Clemmer Member of Board of Directors

Robert Bennett Member of Board of Directors

Stacy Brown-Philpot Member of Board of Directors

Stephen Pusey Member of Board of Directors

Enrique Lores Chairman of Managing Board

Kristen Ludgate Member of Executive Committee

Alexander Cho Member of Executive Committee

Barb Weiszhaar Member of Executive Committee

Beng Khim Teoh Member of Executive Committee

Deborah Baker Member of Executive Committee

Diana Sroka Member of Executive Committee

Didier Deltort Member of Executive Committee

Ernest Nicolas Member of Executive Committee

Greg Baxter Member of Executive
Committee