

DUSTIN GROUP AB NPV

ISIN: SE0006625471 WKN: -

Overview

2023/12/19 15:55:57

Price
0.936 USDDifference  -85.56% (-5.55)

General attributes

ISIN	SE0006625471
Symbol	DUST
Exchange	FINRA other OTC Issues
Currency	USD
Sector	Commerce
Security type	Stock
Market cap (m)	356 EUR
Benchmark	OMX STOCKHOLM 30 INDEX

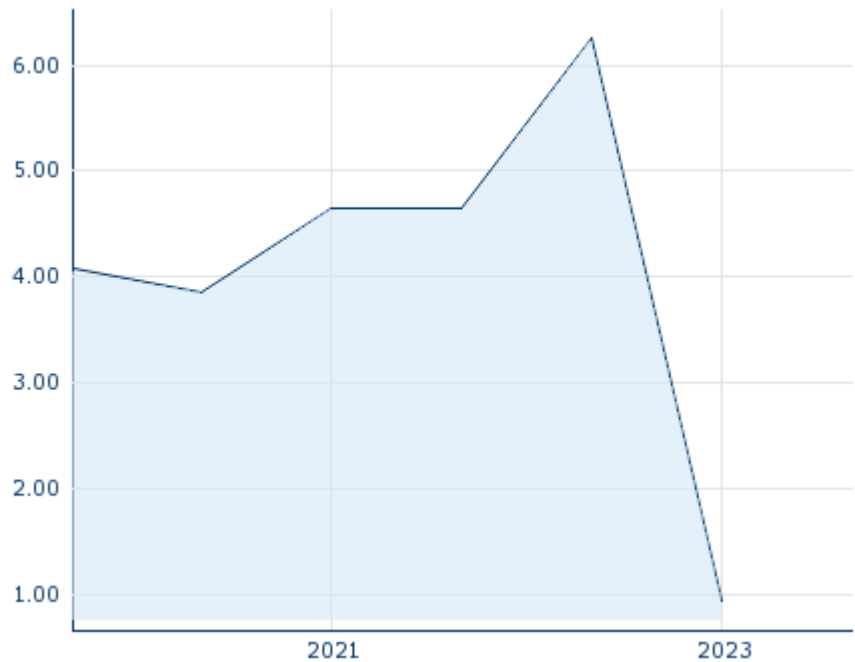
Market data

Bid (Bid size)	-
Ask (Ask size)	-
Open	0.936 USD
High	0.936 USD
Low	0.936 USD
Close (prev. day)	6.4822 USD
VWAP	0.936 USD
Volume (pcs)	3,000
Trading volume	2,808.00
Number of trades	1
Last size	3,000

Futures and Options











Related Futures	-
Related Options	-

5y



Information about previous performance does not guarantee future performance.
Source: FactSet

Recent research

on sector			
Date		Headline	Download
2024/09/11		Global Equity Ratings	
2024/09/11		Aktienempfehlungen Global	
2024/09/05		Global Equity Ratings	
2024/09/05		Aktienempfehlungen Global	
2024/08/12		Global Equity Ratings	

Details

2023/12/19 15:55:57

Price

0.936 USD

Difference  -85.56% (-5.55)

General attributes

ISIN	SE0006625471
Symbol	DUST
Exchange	FINRA other OTC Issues
Currency	USD
Sector	Commerce
Security type	Stock
Market cap (m)	356 EUR
Benchmark	OMX STOCKHOLM 30 INDEX

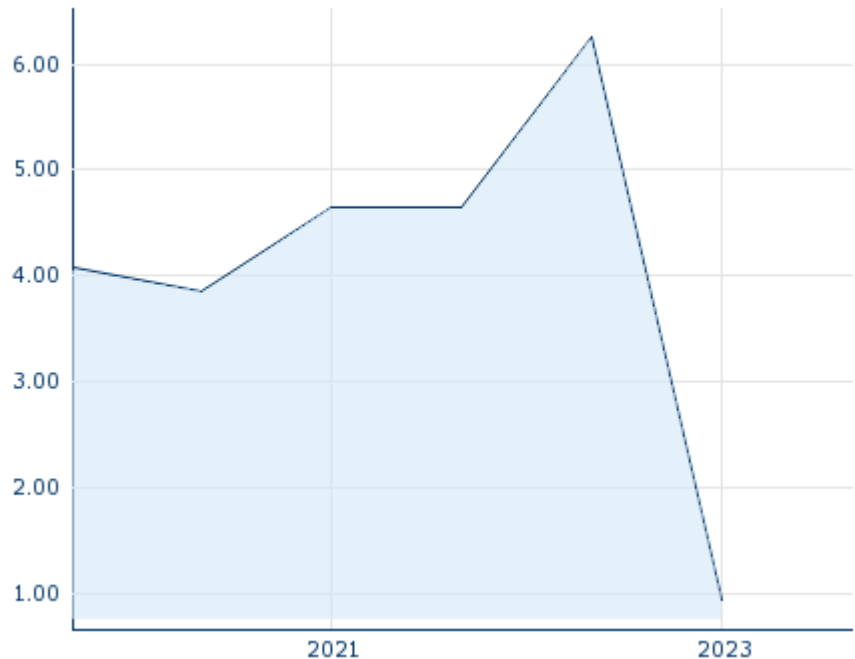
Market data

Bid (Bid size)	-
Ask (Ask size)	-
Open	0.936 USD
High	0.936 USD
Low	0.936 USD
Close (prev. day)	6.4822 USD
VWAP	0.936 USD
Volume (pcs)	3,000
Trading volume	2,808.00
Number of trades	1
Last size	3,000

Performance and Risk

	6m	1y	3y
Perf (%)	-	-	-75.69%
Perf (abs.)	-	-	-2.91
Beta	-	-	-
Volatility	-	-	178.59

5y



Information about previous performance does not guarantee future performance.

Source: FactSet

Price data

Ø price 5 days Ø volume 5 days (pcs.)	- USD (-)
Ø price 30 days Ø volume 30 days (pcs.)	- USD (-)
Ø price 100 days Ø volume 100 days (pcs.)	- USD (-)
Ø price 250 days Ø volume 250 days (pcs.)	- USD (-)
YTD High date	- USD (-)
YTD Low date	- USD (-)
52 Weeks High date	- USD (-)
52 Weeks Low date	- USD (-)

All listings for DUSTIN GROUP AB NPV

Exchange 	Date	Time	Price	Trading volume (mio.)	Number of trades
Stuttgart	2024/09/13	16:37	0.7755 EUR	0.00	13
Nasdaq Stockholm	2024/09/13	18:00	8.955 SEK	99.67	5,486
Munich	2024/09/13	08:12	0.92 EUR	0.00	1
London Stock Exchange European Trade Reporting	2024/09/13	17:25	87.20 SEK	0.00	1
Frankfurt	2024/	17:19	0.725 EUR	0.00	8

	09/13					
FINRA other OTC Issues	2023/ 12/19	15:55	0.936 USD	0.00		1
Duesseldorf	2024/ 09/13	19:30	0.725 EUR	0.00		6
Berlin	2024/ 09/13	21:43	0.7935 EUR	0.00		19

Company profile

Company Logo

Contact Details

DUSTIN GROUP

--

Telefon: -

Fax: -

E-mail: -

Company Profile

-