

## DUSTIN GROUP AB NPV

ISIN: SE0006625471 WKN: -

## Overview

2023/12/19 15:55:57

Price  
0.936 USDDifference  -85.56% (-5.55)

## General attributes

ISIN	SE0006625471
Symbol	DUST
Exchange	FINRA other OTC Issues
Currency	USD
Sector	Commerce
Security type	Stock
Market cap (m)	356 EUR
Benchmark	OMX STOCKHOLM 30 INDEX

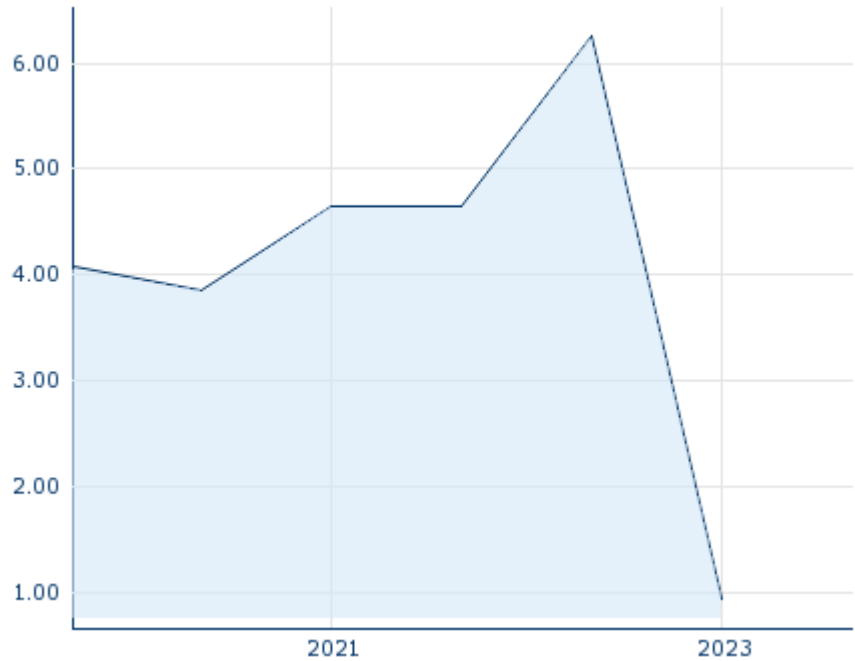
## Market data

Bid (Bid size)	-
Ask (Ask size)	-
Open	0.936 USD
High	0.936 USD
Low	0.936 USD
Close (prev. day)	6.4822 USD
VWAP	0.936 USD
Volume (pcs)	3,000
Trading volume	2,808.00
Number of trades	1
Last size	3,000

## Futures and Options

Related Futures	-
Related Options	-











5y



Information about previous performance does not guarantee future performance.

Source: FactSet

## Recent research

on sector			
Date		Headline	Download
2024/09/11		Global Equity Ratings	
2024/09/11		Aktienempfehlungen Global	
2024/09/05		Global Equity Ratings	
2024/09/05		Aktienempfehlungen Global	
2024/08/12		Global Equity Ratings	

## Details

2023/12/19 15:55:57

## Price

0.936 USD

Difference  -85.56% (-5.55)

## General attributes

ISIN	SE0006625471
Symbol	DUST
Exchange	FINRA other OTC Issues
Currency	USD
Sector	Commerce
Security type	Stock
Market cap (m)	356 EUR
Benchmark	OMX STOCKHOLM 30 INDEX

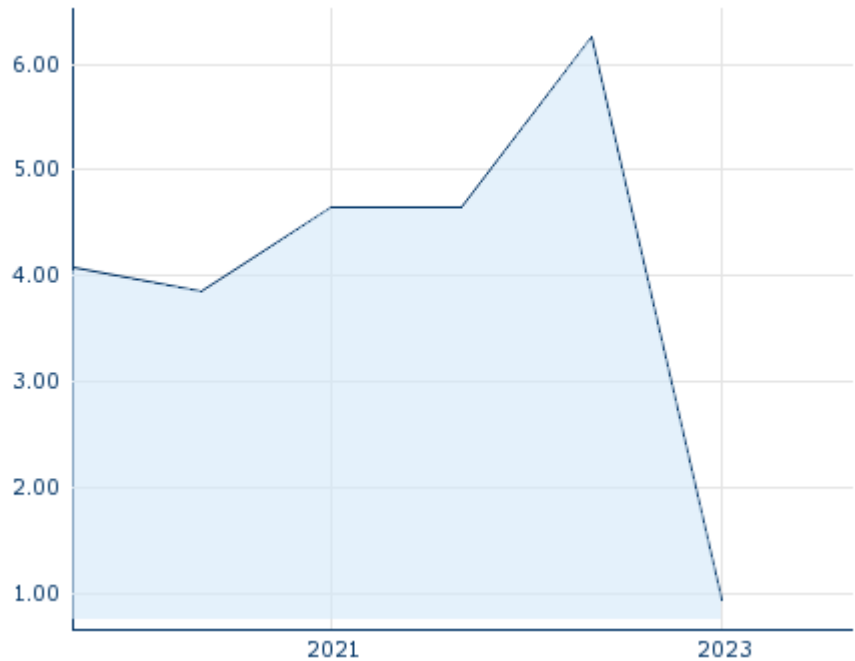
## Market data

Bid (Bid size)	-
Ask (Ask size)	-
Open	0.936 USD
High	0.936 USD
Low	0.936 USD
Close (prev. day)	6.4822 USD
VWAP	0.936 USD
Volume (pcs)	3,000
Trading volume	2,808.00
Number of trades	1
Last size	3,000

## Performance and Risk

	6m	1y	3y
Perf (%)	-	-	-75.69%
Perf (abs.)	-	-	-2.91
Beta	-	-	-
Volatility	-	-	178.59

5y



Information about previous performance does not guarantee future performance.

Source: FactSet

## Price data

Ø price 5 days   Ø volume 5 days (pcs.)	- USD (-)
Ø price 30 days   Ø volume 30 days (pcs.)	- USD (-)
Ø price 100 days   Ø volume 100 days (pcs.)	- USD (-)
Ø price 250 days   Ø volume 250 days (pcs.)	- USD (-)
YTD High   date	- USD (-)
YTD Low   date	- USD (-)
52 Weeks High   date	- USD (-)
52 Weeks Low   date	- USD (-)

## All listings for DUSTIN GROUP AB NPV

Exchange 	Date	Time	Price	Trading volume (mio.)	Number of trades
Stuttgart	2024/09/13	16:37	0.7755 EUR	0.00	13
Nasdaq Stockholm	2024/09/13	18:00	8.955 SEK	99.67	5,486
Munich	2024/09/13	08:12	0.92 EUR	0.00	1
London Stock Exchange European Trade Reporting	2024/09/13	17:25	87.20 SEK	0.00	1
Frankfurt	2024/	17:19	0.725 EUR	0.00	8

	09/13					
FINRA other OTC Issues	2023/ 12/19	15:55	0.936 USD	0.00		1
Duesseldorf	2024/ 09/13	19:30	0.725 EUR	0.00		6
Berlin	2024/ 09/13	21:43	0.7935 EUR	0.00		19

## Company profile

### Company Logo

#### Contact Details

DUSTIN GROUP

--

----

Telefon: -

Fax: -

E-mail: -

### Company Profile

-