

XPEL INC

ISIN: US98379L1008

WKN: 98379L100

Overview

2024/09/13 08:20:38

Price
37.60 EURDifference  -1.05% (-0.40)

General attributes

| | |
|----------------|--------------|
| ISIN | US98379L1008 |
| Symbol | XPEL |
| Exchange | Frankfurt |
| Currency | EUR |
| Sector | Automotive |
| Security type | Stock |
| Market cap (m) | 1,094 EUR |
| Benchmark | S&P 500 |

Market data

| | |
|-------------------|-----------|
| Bid (Bid size) | - |
| Ask (Ask size) | - |
| Open | 37.60 EUR |
| High | 37.60 EUR |
| Low | 37.60 EUR |
| Close (prev. day) | 38.00 EUR |
| VWAP | 40.00 EUR |
| Volume (pcs) | 0 |
| Trading volume | 0.00 |
| Number of trades | 2 |
| Last size | 0 |

Futures and Options





| | |
|-----------------|---|
| Related Futures | - |
| Related Options | - |

5y



Information about previous performance does not guarantee future performance.
Source: FactSet

Recent research

| on sector | | on market | |
|------------|---|-------------------------------|---|
| Date | | Headline | Download |
| 2024/09/11 |  | Global Equity Ratings |  |
| 2024/09/11 |  | Aktienempfehlungen Global |  |
| 2024/09/09 |  | Aktienempfehlungen Österreich |  |
| 2024/09/05 |  | Global Equity Ratings |  |
| 2024/09/05 |  | Aktienempfehlungen Global |  |

Details

2024/09/13 08:20:38

Price

37.60 EUR

Difference ▼ -1.05% (-0.40)

General attributes

| | |
|----------------|--------------|
| ISIN | US98379L1008 |
| Symbol | XPEL |
| Exchange | Frankfurt |
| Currency | EUR |
| Sector | Automotive |
| Security type | Stock |
| Market cap (m) | 1,094 EUR |
| Benchmark | S&P 500 |

Market data

| | |
|-------------------|-----------|
| Bid (Bid size) | - |
| Ask (Ask size) | - |
| Open | 37.60 EUR |
| High | 37.60 EUR |
| Low | 37.60 EUR |
| Close (prev. day) | 38.00 EUR |
| VWAP | 40.00 EUR |
| Volume (pcs) | 0 |
| Trading volume | 0.00 |
| Number of trades | 2 |
| Last size | 0 |

Performance and Risk

| | 6m | 1y | 3y |
|-------------|---------|---------|---------|
| Perf (%) | -16.44% | -45.51% | -45.51% |
| Perf (abs.) | -7.40 | -31.40 | -31.40 |
| Beta | - | - | - |
| Volatility | 95.85 | 78.34 | 61.06 |

5y



Information about previous performance does not guarantee future performance.
Source: FactSet

Price data

| | |
|---|------------------------|
| Ø price 5 days Ø volume 5 days (pcs.) | 37.56 EUR (0) |
| Ø price 30 days Ø volume 30 days (pcs.) | 37.40 EUR (7) |
| Ø price 100 days Ø volume 100 days (pcs.) | 34.66 EUR (17) |
| Ø price 250 days Ø volume 250 days (pcs.) | 43.74 EUR (9) |
| YTD High date | 54.50 EUR (2024/04/12) |
| YTD Low date | 28.20 EUR (2024/08/08) |
| 52 Weeks High date | 73.50 EUR (2023/10/03) |
| 52 Weeks Low date | 28.20 EUR (2024/08/08) |

Arbitrage views

| Exchange | Date | Time | Price | Trading volume (mio.) | Number of trades |
|-------------|------------|-------|-----------|-----------------------|------------------|
| Tradegate | 2024/09/13 | 22:02 | 39.60 EUR | 0.00 | 1 |
| Stuttgart | 2024/09/13 | 20:07 | 39.00 EUR | 0.00 | 5 |
| Nasdaq | 2024/09/13 | 22:00 | 43.83 USD | 4.32 | 4,215 |
| Munich | 2024/09/13 | 08:03 | 38.40 EUR | 0.00 | 1 |
| Frankfurt | 2024/09/13 | 08:20 | 37.60 EUR | 0.00 | 2 |
| Duesseldorf | 2024/09/13 | 19:30 | 39.20 EUR | 0.00 | 7 |
| Berlin | 2024/09/13 | 20:30 | 39.20 EUR | 0.00 | 19 |

Company profile

Company Logo



Company Profile

-

Contact Details

XPEL INC.

--

Telefon: -

Fax: -

E-mail: -