

OSINO RESOURCES CORP.

ISIN: CA68828L1004 WKN: -

Overview

2024/07/26 22:02:11

Price
1.21 EURDifference  0.83% (0.01)

General attributes

ISIN	CA68828L1004
Symbol	OSI
Exchange	Tradegate
Currency	EUR
Sector	Energy / Commodities
Security type	Stock
Market cap (m)	235 EUR
Benchmark	S&P/TSX 60 INDEX

Market data

Bid (Bid size)	1.17 EUR (1,714)
Ask (Ask size)	1.25 EUR (1,600)
Open	1.21 EUR
High	1.21 EUR
Low	1.21 EUR
Close (prev. day)	1.20 EUR
VWAP	1.17 EUR
Volume (pcs)	-
Trading volume	-
Number of trades	1
Last size	-

Futures and Options






Related Futures	-
Related Options	-

5y



Information about previous performance does not guarantee future performance.
Source: FactSet

Recent research

on sector			
Date		Headline	Download
2024/07/26		Equity Weekly	
2024/07/24		Global Equity Ratings	
2024/07/24		Aktienempfehlungen Global	
2024/07/15		Aktienempfehlungen Global	
2024/07/12		Equity Weekly	

Details

2024/07/26 22:02:11

Price

1.21 EUR

Difference ▲ 0.83% (0.01)

General attributes

ISIN	CA68828L1004
Symbol	OSI
Exchange	Tradegate
Currency	EUR
Sector	Energy / Commodities
Security type	Stock
Market cap (m)	235 EUR
Benchmark	S&P/TSX 60 INDEX

Market data

Bid (Bid size)	1.17 EUR (1,714)
Ask (Ask size)	1.25 EUR (1,600)
Open	1.21 EUR
High	1.21 EUR
Low	1.21 EUR
Close (prev. day)	1.20 EUR
VWAP	1.17 EUR
Volume (pcs)	-
Trading volume	-
Number of trades	1
Last size	-

Performance and Risk

	6m	1y	3y
Perf (%)	+25.00%	+53.85%	+47.24%
Perf (abs.)	+0.24	+0.42	+0.39
Beta	0.30	0.36	0.72
Volatility	30.78	41.58	51.98

5y



Information about previous performance does not guarantee future performance.
Source: FactSet

Price data

Ø price 5 days Ø volume 5 days (pcs.)	1.20 EUR (364)
Ø price 30 days Ø volume 30 days (pcs.)	1.20 EUR (258)
Ø price 100 days Ø volume 100 days (pcs.)	1.20 EUR (854)
Ø price 250 days Ø volume 250 days (pcs.)	0.98 EUR (6,204)
YTD High date	1.29 EUR (2024/05/07)
YTD Low date	0.93 EUR (2024/01/09)
52 Weeks High date	1.29 EUR (2024/05/07)
52 Weeks Low date	0.61 EUR (2023/11/02)

All listings for OSINO RESOURCES CORP.

Exchange ⊕	Date	Time	Price	Trading volume (mio.)	Number of trades
Tradegate	2024/07/26	22:02	1.21 EUR	0.00	1
TSX Venture Exchange	2024/07/26	21:59	1.82 CAD	1.36	99
Stuttgart	2024/07/26	11:05	1.175 EUR	0.00	4
Munich	2024/07/26	08:02	1.215 EUR	0.00	1
Frankfurt	2024/07/26	08:10	1.145 EUR	0.00	2

	26					
FINRA other OTC Issues	2024/07/26	21:18	1.315 USD	0.01		4
Duesseldorf	2024/07/26	19:32	1.18 EUR	0.00		7
Berlin	2024/07/26	20:22	1.21 EUR	0.00		13

Company profile

Company Logo



Company Profile

-

Contact Details

OSINO RESOURCES CORP.

--

Telefon: -

Fax: -

E-mail: -