

## CONN'S INC.

ISIN: US2082421072

WKN: 208242107

## Overview

2024/07/24 08:08:22

5y

Price

0.25 EUR

Difference  -43.69% (-0.19)

## General attributes

ISIN	US2082421072
Symbol	CONNQ
Exchange	Berlin
Currency	EUR
Sector	Commerce
Security type	Stock
Market cap (m)	2 EUR
Benchmark	S&P 500

## Market data

Bid (Bid size)	0.312 EUR (12,900)
Ask (Ask size)	0.324 EUR (12,300)
Open	0.25 EUR
High	0.25 EUR
Low	0.25 EUR
Close (prev. day)	0.444 EUR
VWAP	-
Volume (pcs)	0
Trading volume	0.00
Number of trades	3
Last size	0

## Futures and Options











Related Futures	-
Related Options	-



Information about previous performance does not guarantee future performance.

Source: FactSet

## Recent research

on sector		on market	
Date		Headline	Download
2024/07/24		Global Equity Ratings	
2024/07/24		Aktienempfehlungen Global	
2024/07/15		Aktienempfehlungen Global	
2024/07/12		Global Equity Ratings	
2024/06/21		Equity Weekly	

## Details

2024/07/24 08:08:22

## Price

0.25 EUR

Difference ▼ -43.69% (-0.19)

## General attributes

ISIN	US2082421072
Symbol	CONNQ
Exchange	Berlin
Currency	EUR
Sector	Commerce
Security type	Stock
Market cap (m)	2 EUR
Benchmark	S&P 500

## Market data

Bid (Bid size)	0.312 EUR (12,900)
Ask (Ask size)	0.324 EUR (12,300)
Open	0.25 EUR
High	0.25 EUR
Low	0.25 EUR
Close (prev. day)	0.444 EUR
VWAP	-
Volume (pcs)	0
Trading volume	0.00
Number of trades	3
Last size	0

## Performance and Risk

	6m	1y	3y
Perf (%)	-94.42%	-93.56%	-98.72%
Perf (abs.)	-4.23	-3.63	-19.35
Beta	4.89	3.39	2.10
Volatility	148.81	118.53	92.11

5y



Information about previous performance does not guarantee future performance.  
Source: FactSet

## Price data

Ø price 5 days   Ø volume 5 days (pcs.)	0.45 EUR (0)
Ø price 30 days   Ø volume 30 days (pcs.)	1.12 EUR (0)
Ø price 100 days   Ø volume 100 days (pcs.)	2.57 EUR (0)
Ø price 250 days   Ø volume 250 days (pcs.)	3.19 EUR (0)
YTD High   date	4.68 EUR (2024/02/16)
YTD Low   date	0.25 EUR (2024/07/24)
52 Weeks High   date	4.68 EUR (2024/02/16)
52 Weeks Low   date	0.25 EUR (2024/07/24)

## All listings for CONN'S INC.

Exchange	Date	Time	Price	Trading volume (mio.)	Number of trades
Tradegate	2024/07/24	22:26	0.32 EUR	0.01	5
Stuttgart	-	-	-	0.00	-
Nasdaq	2024/08/05	22:00	0.0975 USD	0.32	2,821
Munich	2024/08/05	08:04	0.20 EUR	0.00	2
Frankfurt	2024/08/06	08:20	0.05 EUR	0.00	2

FINRA other OTC Issues	2024/08/ 09	20:51	0.035 USD	0.00	19
Duesseldorf	2024/08/ 06	09:31	0.0495 EUR	0.00	2
Berlin	2024/07/ 24	08:08	0.25 EUR	0.00	3

## Company profile

### Company Logo



### Company Profile

-

### Contact Details

CONN'S

--

College Street 3295 77701 Beaumont, TX

Telefon: +1-409-8321696

Fax: -

E-mail: [InvestorRelations@conns.com](mailto:InvestorRelations@conns.com)