

EVOLUTION AB

ISIN: SE0012673267

WKN: -

Overview

2024/04/26 08:11:40

Price

108.10 EUR

Difference  -0.78% (-0.85)

General attributes

ISIN	SE0012673267
Symbol	EVO
Exchange	Munich
Currency	EUR
Sector	Media / Entertainment / Recreation
Security type	Stock
Market cap (m)	23,418 EUR
Benchmark	OMX STOCKHOLM 30 INDEX

Market data

Bid (Bid size)	-
Ask (Ask size)	-
Open	108.10 EUR
High	108.10 EUR
Low	108.10 EUR
Close (prev. day)	108.95 EUR
VWAP	111.90 EUR
Volume (pcs)	0
Trading volume	0.00
Number of trades	2
Last size	0

Futures and Options

Related Futures	40
Related Options	-






5y



Information about previous performance does not guarantee future performance.

Source: FactSet

Recent research

on sector			
Date		Headline	Download
2024/04/26		Global Equity Ratings	
2024/04/26		Aktienempfehlungen Global	
2024/04/15		Aktienempfehlungen Österreich	
2024/04/03		Global Equity Ratings	
2024/04/03		Aktienempfehlungen Global	

Details

2024/04/26 08:11:40

Price

108.10 EUR

Difference  -0.78% (-0.85)

General attributes

ISIN	SE0012673267
Symbol	EVO
Exchange	Munich
Currency	EUR
Sector	Media / Entertainment / Recreation
Security type	Stock
Market cap (m)	23,418 EUR
Benchmark	OMX STOCKHOLM 30 INDEX

Market data

Bid (Bid size)	-
Ask (Ask size)	-
Open	108.10 EUR
High	108.10 EUR
Low	108.10 EUR
Close (prev. day)	108.95 EUR
VWAP	111.90 EUR
Volume (pcs)	0
Trading volume	0.00
Number of trades	2
Last size	0

Performance and Risk

	6m	1y	3y
Perf (%)	+22.15%	-12.55%	-24.72%
Perf (abs.)	+19.60	-15.52	-35.50
Beta	1.23	1.25	1.41
Volatility	27.11	26.27	44.22

5y



Information about previous performance does not guarantee future performance.
Source: FactSet

Price data

Ø price 5 days Ø volume 5 days (pcs.)	111.70 EUR (2)
Ø price 30 days Ø volume 30 days (pcs.)	114.16 EUR (7)
Ø price 100 days Ø volume 100 days (pcs.)	111.28 EUR (10)
Ø price 250 days Ø volume 250 days (pcs.)	107.55 EUR (10)
YTD High date	123.08 EUR (2024/03/13)
YTD Low date	101.14 EUR (2024/01/17)
52 Weeks High date	125.30 EUR (2023/06/02)
52 Weeks Low date	83.90 EUR (2023/10/30)

Arbitrage views

Exchange 	Date	Time	Price	Trading volume (mio.)	Number of trades
Tradegate	2024/04/26	22:26	108.05 EUR	0.05	18
Stuttgart	2024/04/26	11:10	106.90 EUR	0.00	5
Nasdaq Stockholm	2024/04/26	17:29	1,263.50 SEK	571.14	8,268
Munich	2024/04/26	08:11	108.10 EUR	0.00	2

London Stock Exchange European Trade Reporting	2024/ 04/26	17:25	1,268.50 SEK	0.00	4
Frankfurt	2024/ 04/26	17:15	108.45 EUR	0.00	5
FINRA other OTC Issues	2024/ 04/26	19:15	116.36 USD	0.08	4
Duesseldorf	2024/ 04/26	19:30	106.85 EUR	0.00	3
Berlin	2024/ 04/26	21:43	108.05 EUR	0.00	18

Company profile

Company Logo



Company Profile

-

Contact Details

EVOLUTION

--

Telefon: -

Fax: -

E-mail: -