

## GENERAL MILLS INC.

ISIN: **US3703341046** WKN: **370334104**

## Overview

2024/07/26 17:35:49

Price

61.09 EUR

Difference  0.11% (0.07)

## General attributes

ISIN	US3703341046
Symbol	GIS
Exchange	Xetra
Currency	EUR
Sector	Consumer Products
Security type	Stock
Market cap (m)	34,113 EUR
Benchmark	S&P 500

## Market data

Bid (Bid size)	-
Ask (Ask size)	-
Open	60.84 EUR
High	61.10 EUR
Low	60.71 EUR
Close (prev. day)	61.02 EUR
VWAP	60.78026 EUR
Volume (pcs)	386
Trading volume	23,461.18
Number of trades	8
Last size	0

## Futures and Options

Related Futures	15
Related Options	-







5y



Information about previous performance does not guarantee future performance.

Source: FactSet

## Recent research

on sector		on market	
Date		Headline	Download
2024/07/26		Equity Weekly	
2024/07/24		Global Equity Ratings	
2024/07/24		Aktienempfehlungen Global	
2024/07/15		Aktienempfehlungen Global	
2024/07/12		Equity Weekly	

## Details

2024/07/26 17:35:49

## Price

61.09 EUR

Difference ▲ 0.11% (0.07)

## General attributes

ISIN	US3703341046
Symbol	GIS
Exchange	Xetra
Currency	EUR
Sector	Consumer Products
Security type	Stock
Market cap (m)	34,113 EUR
Benchmark	S&P 500

## Market data

Bid (Bid size)	-
Ask (Ask size)	-
Open	60.84 EUR
High	61.10 EUR
Low	60.71 EUR
Close (prev. day)	61.02 EUR
VWAP	60.78026 EUR
Volume (pcs)	386
Trading volume	23,461.18
Number of trades	8
Last size	0

## Performance and Risk

	6m	1y	3y
Perf (%)	+2.66%	-11.62%	+21.35%
Perf (abs.)	+1.58	-8.03	+10.75
Beta	-0.41	-0.13	0.17
Volatility	21.17	19.99	22.19

5y



Information about previous performance does not guarantee future performance.  
Source: FactSet

## Price data

Ø price 5 days   Ø volume 5 days (pcs.)	60.11 EUR (1,207)
Ø price 30 days   Ø volume 30 days (pcs.)	59.86 EUR (971)
Ø price 100 days   Ø volume 100 days (pcs.)	62.45 EUR (746)
Ø price 250 days   Ø volume 250 days (pcs.)	61.35 EUR (794)
YTD High   date	67.49 EUR (2024/04/25)
YTD Low   date	57.15 EUR (2024/07/16)
52 Weeks High   date	69.26 EUR (2023/08/03)
52 Weeks Low   date	57.14 EUR (2023/11/29)

## Arbitrage views

Exchange <span>⊕</span>	Date	Time	Price	Trading volume (mio.)	Number of trades
Xetra	2024/07/26	17:35	61.09 EUR	0.02	8
Vienna Stock Exchange	2024/07/26	17:32	61.11 EUR	0.00	5
Tradegate	2024/07/26	22:26	61.09 EUR	0.18	31
Stuttgart	2024/07/26	08:08	60.68 EUR	0.00	3
SIX Swiss Exchange	2022/09/	17:35	52.00 CHF	0.00	1

	22					
NYSE	2024/07/26	22:00	66.32 USD	168.99		32,865
Munich	2024/07/26	08:02	60.66 EUR	0.00		2
London Stock Exchange	2024/07/16	15:34	62.32 USD	0.01		1
Frankfurt	2024/07/26	16:50	61.29 EUR	0.02		2
Duesseldorf	2024/07/26	19:31	61.11 EUR	0.00		7
Berlin	2024/07/26	08:08	60.61 EUR	0.00		3

## Company profile

### Company Logo



### Contact Details

GENERAL MILLS INC.

--

1 General Mills Boulevard - 55426-1347  
Minneapolis

Telefon: +1-763-764-7600

Fax: +

E-mail: -

### Company Profile

-

#### Members of Management Board

Benno Dorer	Member of Board of Directors
Cheryl Goodwin	Member of Board of Directors
Diane Neal	Member of Board of Directors
Elizabeth Lempres	Member of Board of Directors
Eric Sprunk	Member of Board of Directors
Jo Ann Jenkins	Member of Board of Directors
John Morikis	Member of Board of Directors
Jorge Alberto Uribe Lopez	Member of Board of Directors
Maria Henry	Member of Board of Directors
Maria Sastre	Member of Board of Directors
R. Clark	Member of Board of Directors
Stephen Odland	Member of Board of Directors
Jeffrey L. Harmening	Chairman of Managing Board
Dana M. McNabb	Member of Executive Committee
Jacqueline R. Williams-Roll	Member of Executive Committee
Jaime Montemayor	Member of Executive Committee
Jonathon J. Nudi	Member of Executive Committee
Karen Wilson Thissen	Member of Executive Committee
Kofi Bruce	Member of Executive Committee
Lanette Shaffer Werner	Member of Executive Committee
Pankaj Sharma	Member of Executive Committee
Paul Gallagher	Member of Executive Committee
Ricardo Fernandez	Member of Executive Committee