

FORAN MINING CORP.

ISIN: CA3449112018 WKN: -

Overview

2024/07/26 16:03:23

Price
2.40 EURDifference  -1.64% (-0.04)

General attributes

ISIN	CA3449112018
Symbol	FOM
Exchange	Munich
Currency	EUR
Sector	Energy / Commodities
Security type	Stock
Market cap (m)	760 EUR
Benchmark	S&P/TSX 60 INDEX

Market data

Bid (Bid size)	-
Ask (Ask size)	-
Open	2.34 EUR
High	2.40 EUR
Low	2.34 EUR
Close (prev. day)	2.44 EUR
VWAP	2.40 EUR
Volume (pcs)	700
Trading volume	1,680.00
Number of trades	2
Last size	700

Futures and Options






Related Futures	-
Related Options	-

5y



Information about previous performance does not guarantee future performance.
Source: FactSet

Recent research

on sector		
Date	Headline	Download
2024/07/26	 Equity Weekly	
2024/07/24	 Global Equity Ratings	
2024/07/24	 Aktienempfehlungen Global	
2024/07/15	 Aktienempfehlungen Global	
2024/07/12	 Equity Weekly	

Details

2024/07/26 16:03:23

Price

2.40 EUR

Difference ▼ -1.64% (-0.04)

General attributes

ISIN	CA3449112018
Symbol	FOM
Exchange	Munich
Currency	EUR
Sector	Energy / Commodities
Security type	Stock
Market cap (m)	760 EUR
Benchmark	S&P/TSX 60 INDEX

Market data

Bid (Bid size)	-
Ask (Ask size)	-
Open	2.34 EUR
High	2.40 EUR
Low	2.34 EUR
Close (prev. day)	2.44 EUR
VWAP	2.40 EUR
Volume (pcs)	700
Trading volume	1,680.00
Number of trades	2
Last size	700

Performance and Risk

	6m	1y	3y
Perf (%)	-15.49%	-1.64%	+62.16%
Perf (abs.)	-0.44	-0.04	+0.92
Beta	0.86	0.61	1.03
Volatility	29.12	26.59	39.41

5y



Information about previous performance does not guarantee future performance.
Source: FactSet

Price data

Ø price 5 days Ø volume 5 days (pcs.)	2.46 EUR (1,380)
Ø price 30 days Ø volume 30 days (pcs.)	2.60 EUR (488)
Ø price 100 days Ø volume 100 days (pcs.)	2.77 EUR (344)
Ø price 250 days Ø volume 250 days (pcs.)	2.74 EUR (165)
YTD High date	3.06 EUR (2024/05/22)
YTD Low date	2.34 EUR (2024/07/26)
52 Weeks High date	3.06 EUR (2024/05/22)
52 Weeks Low date	2.34 EUR (2024/07/26)

All listings for FORAN MINING CORP.

Exchange	Date	Time	Price	Trading volume (mio.)	Number of trades
Toronto Stock Exchange	2024/07/26	22:00	3.73 CAD	3.91	2,513
Stuttgart	2024/07/26	20:15	2.54 EUR	0.01	5
Munich	2024/07/26	16:03	2.40 EUR	0.00	2
Frankfurt	2024/07/26	08:10	2.22 EUR	0.00	2
FINRA other OTC	2024/07/26	21:59	2.70 USD	0.10	3

Issues	26						
Duesseldorf	2024/07/26	08:11	2.28	EUR	0.00		3

Company profile

Company Logo



Company Profile

-

Contact Details

FORAN MINING

--

Telefon: -

Fax: -

E-mail: -