

SOKOMAN MINERALS CORP.

ISIN: CA83410M1014 WKN: -

Overview

2024/07/26 11:05:44

Price
0.0255 EURDifference  6.25% (0.00)

General attributes

ISIN	CA83410M1014
Symbol	SIC
Exchange	Stuttgart
Currency	EUR
Sector	Energy / Commodities
Security type	Stock
Market cap (m)	8 EUR
Benchmark	S&P/TSX 60 INDEX

Market data

Bid (Bid size)	- (0)
Ask (Ask size)	- (0)
Open	0.0255 EUR
High	0.0255 EUR
Low	0.0255 EUR
Close (prev. day)	0.024 EUR
VWAP	-
Volume (pcs)	0
Trading volume	0.00
Number of trades	3
Last size	0

Futures and Options






Related Futures	-
Related Options	-

5y



Information about previous performance does not guarantee future performance.
Source: FactSet

Recent research

on sector		
Date	Headline	Download
2024/07/26	 Equity Weekly	
2024/07/24	 Global Equity Ratings	
2024/07/24	 Aktienempfehlungen Global	
2024/07/15	 Aktienempfehlungen Global	
2024/07/12	 Equity Weekly	

Details

2024/07/26 11:05:44

Price
0.0255 EUR

Difference ▲ 6.25% (0.00)

General attributes

ISIN	CA83410M1014
Symbol	SIC
Exchange	Stuttgart
Currency	EUR
Sector	Energy / Commodities
Security type	Stock
Market cap (m)	8 EUR
Benchmark	S&P/TSX 60 INDEX

Market data

Bid (Bid size)	- (0)
Ask (Ask size)	- (0)
Open	0.0255 EUR
High	0.0255 EUR
Low	0.0255 EUR
Close (prev. day)	0.024 EUR
VWAP	-
Volume (pcs)	0
Trading volume	0.00
Number of trades	3
Last size	0

Performance and Risk

	6m	1y	3y
Perf (%)	-25.00%	-54.05%	-91.88%
Perf (abs.)	-0.01	-0.03	-0.29
Beta	0.80	0.07	0.89
Volatility	172.59	161.77	122.14

5y



Information about previous performance does not guarantee future performance.
Source: FactSet

Price data

Ø price 5 days Ø volume 5 days (pcs.)	0.0250 EUR (0)
Ø price 30 days Ø volume 30 days (pcs.)	0.0248 EUR (0)
Ø price 100 days Ø volume 100 days (pcs.)	0.0280 EUR (234)
Ø price 250 days Ø volume 250 days (pcs.)	0.0379 EUR (458)
YTD High date	0.0565 EUR (2024/01/02)
YTD Low date	0.0195 EUR (2024/05/17)
52 Weeks High date	0.0780 EUR (2023/09/06)
52 Weeks Low date	0.0195 EUR (2024/05/17)

All listings for SOKOMAN MINERALS CORP.

Exchange ⊕	Date	Time	Price	Trading volume (mio.)	Number of trades
Tradegate	2024/07/26	22:02	0.0285 EUR	0.00	1
TSX Venture Exchange	2024/07/26	20:15	0.04 CAD	0.02	11
Stuttgart	2024/07/26	11:05	0.0255 EUR	0.00	3
Frankfurt	2024/07/26	08:05	0.017 EUR	0.00	1
FINRA other OTC	2024/07/26	21:21	0.0333 USD	0.00	7

Issues	26					
Duesseldorf	2024/07/26	08:11	0.025	EUR	0.00	1
Berlin	2024/07/26	08:02	0.0175	EUR	0.00	1

Company profile

Company Logo



Company Profile

-

Contact Details

SOKOMAN MINERALS

--

Telefon: -

Fax: -

E-mail: -