

## FORAN MINING CORP.

ISIN: CA3449112018 WKN: -

## Overview

2024/07/26 20:15:52

Price

2.54 EUR

Difference  11.40% (0.26)

## General attributes

ISIN	CA3449112018
Symbol	FOM
Exchange	Stuttgart
Currency	EUR
Sector	Energy / Commodities
Security type	Stock
Market cap (m)	760 EUR
Benchmark	S&P/TSX 60 INDEX

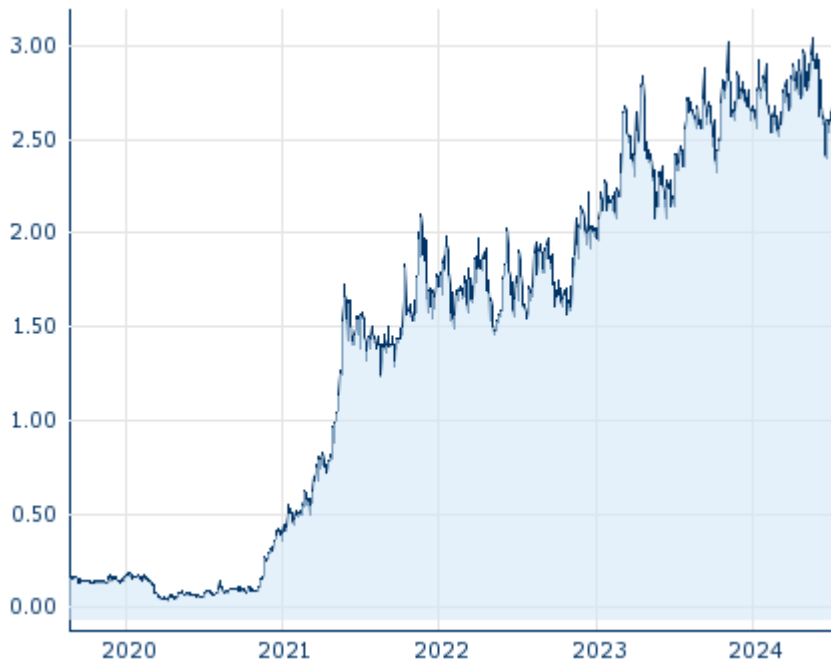
## Market data

Bid (Bid size)	- (0)
Ask (Ask size)	- (0)
Open	2.28 EUR
High	2.54 EUR
Low	2.28 EUR
Close (prev. day)	2.28 EUR
VWAP	-
Volume (pcs)	5,859
Trading volume	14,881.00
Number of trades	5
Last size	5,859

## Futures and Options






Related Futures	-
Related Options	-

5y



Information about previous performance does not guarantee future performance.  
Source: FactSet

## Recent research

on sector		
Date	Headline	Download
2024/07/26	 Equity Weekly	
2024/07/24	 Global Equity Ratings	
2024/07/24	 Aktienempfehlungen Global	
2024/07/15	 Aktienempfehlungen Global	
2024/07/12	 Equity Weekly	

## Details

2024/07/26 20:15:52

### Price

2.54 EUR

 Difference ▲ 11.40% (0.26)

### General attributes

ISIN	CA3449112018
Symbol	FOM
Exchange	Stuttgart
Currency	EUR
Sector	Energy / Commodities
Security type	Stock
Market cap (m)	760 EUR
Benchmark	S&P/TSX 60 INDEX

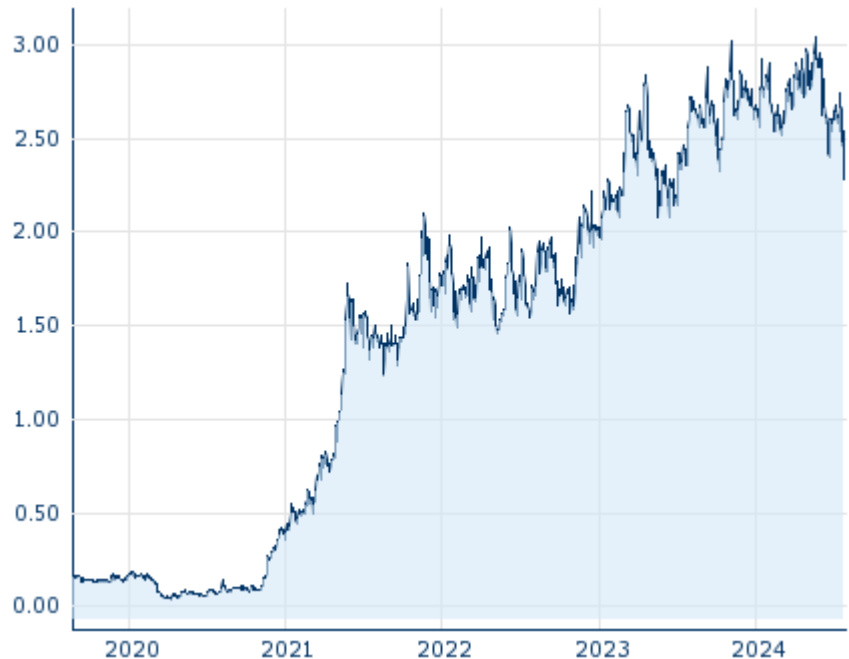
### Market data

Bid (Bid size)	- (0)
Ask (Ask size)	- (0)
Open	2.28 EUR
High	2.54 EUR
Low	2.28 EUR
Close (prev. day)	2.28 EUR
VWAP	-
Volume (pcs)	5,859
Trading volume	14,881.00
Number of trades	5
Last size	5,859

### Performance and Risk

	6m	1y	3y
Perf (%)	-7.97%	-0.78%	+76.39%
Perf (abs.)	-0.22	-0.02	+1.10
Beta	0.97	0.66	1.04
Volatility	44.19	40.72	52.92

5y



Information about previous performance does not guarantee future performance.  
Source: FactSet

### Price data

Ø price 5 days   Ø volume 5 days (pcs.)	2.41 EUR (1,572)
Ø price 30 days   Ø volume 30 days (pcs.)	2.55 EUR (284)
Ø price 100 days   Ø volume 100 days (pcs.)	2.73 EUR (274)
Ø price 250 days   Ø volume 250 days (pcs.)	2.70 EUR (180)
YTD High   date	3.12 EUR (2024/05/22)
YTD Low   date	2.28 EUR (2024/07/25)
52 Weeks High   date	3.12 EUR (2024/05/22)
52 Weeks Low   date	2.28 EUR (2023/10/05)

### All listings for FORAN MINING CORP.

Exchange <span>⊕</span>	Date	Time	Price	Trading volume (mio.)	Number of trades
Toronto Stock Exchange	2024/07/26	22:00	3.73 CAD	3.91	2,513
Stuttgart	2024/07/26	20:15	2.54 EUR	0.01	5
Munich	2024/07/26	16:03	2.40 EUR	0.00	2
Frankfurt	2024/07/26	08:10	2.22 EUR	0.00	2
FINRA other OTC	2024/07/26	21:59	2.70 USD	0.10	3

Issues	26						
Duesseldorf	2024/07/26	08:11	2.28	EUR	0.00		3

## Company profile

### Company Logo



### Company Profile

-

### Contact Details

FORAN MINING

--

----

Telefon: -

Fax: -

E-mail: -