

FORAN MINING CORP.

ISIN: CA3449112018 WKN: -

Overview

2024/07/11 21:55:03

Price
2.60 EURDifference  -0.76% (-0.02)

General attributes

ISIN	CA3449112018
Symbol	FOM
Exchange	Stuttgart
Currency	EUR
Sector	Energy / Commodities
Security type	Stock
Market cap (m)	808 EUR
Benchmark	S&P/TSX 60 INDEX

Market data

Bid (Bid size)	- (0)
Ask (Ask size)	- (0)
Open	2.64 EUR
High	2.64 EUR
Low	2.58 EUR
Close (prev. day)	2.62 EUR
VWAP	-
Volume (pcs)	0
Trading volume	0.00
Number of trades	14
Last size	0

Futures and Options









Related Futures	-
Related Options	-

5y



Information about previous performance does not guarantee future performance.
Source: FactSet

Recent research

on sector		
Date	Headline	Download
2024/07/09	 Aktienempfehlungen Österreich	
2024/06/24	 Aktienempfehlungen Österreich	
2024/06/21	 Global Equity Ratings	
2024/06/21	 Aktienempfehlungen Global	
2024/06/14	 Equity Weekly	

Details

2024/07/11 21:55:03

Price

2.60 EUR

 Difference ▼ -0.76% (-0.02)

General attributes

ISIN	CA3449112018
Symbol	FOM
Exchange	Stuttgart
Currency	EUR
Sector	Energy / Commodities
Security type	Stock
Market cap (m)	808 EUR
Benchmark	S&P/TSX 60 INDEX

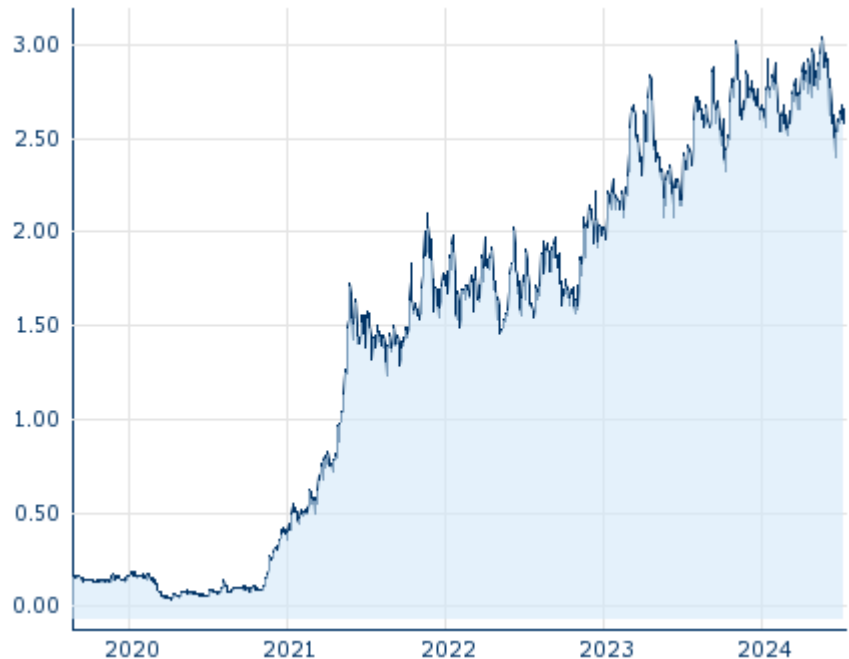
Market data

Bid (Bid size)	- (0)
Ask (Ask size)	- (0)
Open	2.64 EUR
High	2.64 EUR
Low	2.58 EUR
Close (prev. day)	2.62 EUR
VWAP	-
Volume (pcs)	0
Trading volume	0.00
Number of trades	14
Last size	0

Performance and Risk

	6m	1y	3y
Perf (%)	-6.47%	+11.11%	+65.61%
Perf (abs.)	-0.18	+0.26	+1.03
Beta	0.91	0.64	1.07
Volatility	38.67	37.81	52.44

5y



Information about previous performance does not guarantee future performance.
Source: FactSet

Price data

Ø price 5 days Ø volume 5 days (pcs.)	2.61 EUR (0)
Ø price 30 days Ø volume 30 days (pcs.)	2.62 EUR (37)
Ø price 100 days Ø volume 100 days (pcs.)	2.74 EUR (193)
Ø price 250 days Ø volume 250 days (pcs.)	2.70 EUR (156)
YTD High date	3.12 EUR (2024/05/22)
YTD Low date	2.40 EUR (2024/06/19)
52 Weeks High date	3.12 EUR (2024/05/22)
52 Weeks Low date	2.28 EUR (2023/10/05)

Arbitrage views

Exchange ⊕	Date	Time	Price	Trading volume (mio.)	Number of trades
Toronto Stock Exchange	2024/07/11	22:00	3.90 CAD	0.67	1,026
Stuttgart	2024/07/11	21:55	2.60 EUR	0.00	14
Munich	2024/07/11	08:01	2.64 EUR	0.00	1
Frankfurt	2024/07/11	13:09	2.56 EUR	0.00	3
FINRA other OTC	2024/07/11	20:59	2.85 USD	0.01	2

Issues	10					
Duesseldorf	2024/07/11	08:11	2.62	EUR	0.00	3

Company profile

Company Logo



Company Profile

-

Contact Details

FORAN MINING

--

Telefon: -

Fax: -

E-mail: -