

VOW ASA

ISIN: NO0010708068

WKN: -

Overview

2024/07/19 15:39:59

Price
0.646 EURDifference  2.05% (0.01)

General attributes

ISIN	NO0010708068
Symbol	VOW
Exchange	Tradegate
Currency	EUR
Sector	Utilities
Security type	Stock
Market cap (m)	74 EUR
Benchmark	NORWAY OSLO BORS ALL SHARE(TRG)

Market data

Bid (Bid size)	0.642 EUR (8,200)
Ask (Ask size)	0.651 EUR (8,000)
Open	0.646 EUR
High	0.646 EUR
Low	0.646 EUR
Close (prev. day)	0.633 EUR
VWAP	0.646 EUR
Volume (pcs)	1,800
Trading volume	1,162.80
Number of trades	1
Last size	1,800

Futures and Options






Related Futures	-
Related Options	-

5y



Information about previous performance does not guarantee future performance.
Source: FactSet

Recent research

on sector			
Date		Headline	Download
2024/07/15		Aktienempfehlungen Global	
2024/07/12		Global Equity Ratings	
2024/07/09		Aktienempfehlungen Österreich	
2024/06/24		Aktienempfehlungen Österreich	
2024/06/21		Global Equity Ratings	

Details

2024/07/19 15:39:59

Price

0.646 EUR

Difference ▲ 2.05% (0.01)

General attributes

ISIN	NO0010708068
Symbol	VOW
Exchange	Tradegate
Currency	EUR
Sector	Utilities
Security type	Stock
Market cap (m)	74 EUR
Benchmark	NORWAY OSLO BORS ALL SHARE(TRG)

Market data

Bid (Bid size)	0.642 EUR (8,200)
Ask (Ask size)	0.651 EUR (8,000)
Open	0.646 EUR
High	0.646 EUR
Low	0.646 EUR
Close (prev. day)	0.633 EUR
VWAP	0.646 EUR
Volume (pcs)	1,800
Trading volume	1,162.80
Number of trades	1
Last size	1,800

Performance and Risk

	6m	1y	3y
Perf (%)	-30.82%	-51.01%	-80.48%
Perf (abs.)	-0.28	-0.66	-2.61
Beta	1.07	1.15	0.99
Volatility	82.37	70.53	64.92

5y



Information about previous performance does not guarantee future performance.
Source: FactSet

Price data

Ø price 5 days Ø volume 5 days (pcs.)	0.608 EUR (8,306)
Ø price 30 days Ø volume 30 days (pcs.)	0.574 EUR (5,872)
Ø price 100 days Ø volume 100 days (pcs.)	0.571 EUR (12,797)
Ø price 250 days Ø volume 250 days (pcs.)	0.883 EUR (11,145)
YTD High date	1.060 EUR (2024/01/05)
YTD Low date	0.416 EUR (2024/03/26)
52 Weeks High date	1.600 EUR (2023/07/31)
52 Weeks Low date	0.416 EUR (2024/03/26)

Arbitrage views

Exchange ⊕	Date	Time	Price	Trading volume (mio.)	Number of trades
Tradegate	2024/07/19	15:39	0.646 EUR	0.00	1
Stuttgart	2024/07/19	15:32	0.627 EUR	0.00	4
Munich	2024/07/19	08:01	0.632 EUR	0.00	1
London Stock Exchange European Trade Reporting	2024/07/19	16:20	7.575 NOK	0.00	2
Frankfurt	2024/07/19	08:04	0.626 EUR	0.00	1

	07/19					
First North Stockholm	2024/ 05/28	11:37	6.22 NOK	0.01		2
FINRA other OTC Issues	2024/ 06/13	17:50	0.61 USD	0.00		1
Duesseldorf	2024/ 07/19	08:10	0.628 EUR	0.00		1
Berlin	2024/ 07/19	08:01	0.62 EUR	0.00		1

Company profile

Company Logo



Company Profile

-

Contact Details

VOW ASA

--

Telefon: -

Fax: -

E-mail: -