

## 9F INC. ADR CLASS A

ISIN: **US65442R2085** WKN: **65442R208**

## Overview

2024/08/08 21:59:15

Price  
2.00 USDDifference  0.00% (0.00)

## General attributes

ISIN	US65442R2085
Symbol	JFU
Exchange	Nasdaq
Currency	USD
Sector	Financial
Security type	Stock
Market cap (m)	0
Benchmark	MSCI WORLD INDEX (STRD, UHD)

## Market data

Bid (Bid size)	2.00 USD (74,200)
Ask (Ask size)	2.08 USD (200)
Open	2.01 USD
High	2.0606 USD
Low	2.00 USD
Close (prev. day)	2.00 USD
VWAP	2.003405 USD
Volume (pcs)	3,875
Trading volume	7,768.86
Number of trades	55
Last size	100








## Futures and Options

Related Futures	-
Related Options	-



Information about previous performance does not guarantee future performance.  
Source: FactSet

## Recent research

on sector			
Date		Headline	Download
2024/08/02		Equity Weekly	
2024/07/29		Aktienempfehlungen Österreich	
2024/07/24		Global Equity Ratings	
2024/07/24		Aktienempfehlungen Global	
2024/07/19		Equity Weekly	

## Details

2024/08/08 21:59:15

**Price**  
2.00 USD

**Difference** ➔ 0.00% (0.00)

### General attributes

ISIN	US65442R2085
Symbol	JFU
Exchange	Nasdaq
Currency	USD
Sector	Financial
Security type	Stock
Market cap (m)	0
Benchmark	MSCI WORLD INDEX (STRD, UHD)

### Market data

Bid (Bid size)	2.00 USD (74,200)
Ask (Ask size)	2.08 USD (200)
Open	2.01 USD
High	2.0606 USD
Low	2.00 USD
Close (prev. day)	2.00 USD
VWAP	2.003405 USD
Volume (pcs)	3,875
Trading volume	7,768.86
Number of trades	55
Last size	100

### Performance and Risk

	6m	1y	3y
Perf (%)	-25.37%	-50.06%	+12.36%
Perf (abs.)	-0.68	-2.01	+0.22
Beta	0.56	0.54	0.44
Volatility	89.91	77.51	205.23



Information about previous performance does not guarantee future performance.  
Source: FactSet

### Price data

Ø price 5 days   Ø volume 5 days (pcs.)	2.01 USD (3,101)
Ø price 30 days   Ø volume 30 days (pcs.)	1.98 USD (3,859)
Ø price 100 days   Ø volume 100 days (pcs.)	2.65 USD (5,898)
Ø price 250 days   Ø volume 250 days (pcs.)	2.93 USD (5,934)
YTD High   date	3.75 USD (2024/04/10)
YTD Low   date	1.79 USD (2024/06/17)
52 Weeks High   date	4.90 USD (2023/11/27)
52 Weeks Low   date	1.79 USD (2024/06/17)

### All listings for 9F INC. ADR CLASS A

Exchange	Date	Time	Price	Trading volume (mio.)	Number of trades
Stuttgart	2023/01/17	20:00	3.44 EUR	0.00	3
Nasdaq	2024/08/08	21:59	2.00 USD	0.01	55
Munich	2024/08/09	08:02	1.83 EUR	0.00	1
Berlin	2024/08/09	20:08	1.87 EUR	0.00	11

## Company profile

### Company Logo



### Company Profile

-

### Contact Details

9F INC.

--

----

Telefon: -

Fax: -

E-mail: -