

TUDOR GOLD CORP.

ISIN: CA89901T1093 WKN: -

Overview

2024/07/26 08:02:41

Price
0.4855 EURDifference  0.00% (0.00)

General attributes

ISIN	CA89901T1093
Symbol	TUD
Exchange	Munich
Currency	EUR
Sector	Energy / Commodities
Security type	Stock
Market cap (m)	113 EUR
Benchmark	S&P/TSX 60 INDEX

Market data

Bid (Bid size)	-
Ask (Ask size)	-
Open	0.4855 EUR
High	0.4855 EUR
Low	0.4855 EUR
Close (prev. day)	0.4855 EUR
VWAP	0.47665 EUR
Volume (pcs)	0
Trading volume	0.00
Number of trades	1
Last size	0

Futures and Options








Related Futures	-
Related Options	-

5y



Information about previous performance does not guarantee future performance.
Source: FactSet

Recent research

on sector			
Date		Headline	Download
2024/07/26		Equity Weekly	
2024/07/24		Global Equity Ratings	
2024/07/24		Aktienempfehlungen Global	
2024/07/15		Aktienempfehlungen Global	
2024/07/12		Equity Weekly	

Details

2024/07/26 08:02:41

Price

0.4855 EUR

Difference ➔ 0.00% (0.00)

General attributes

ISIN	CA89901T1093
Symbol	TUD
Exchange	Munich
Currency	EUR
Sector	Energy / Commodities
Security type	Stock
Market cap (m)	113 EUR
Benchmark	S&P/TSX 60 INDEX

Market data

Bid (Bid size)	-
Ask (Ask size)	-
Open	0.4855 EUR
High	0.4855 EUR
Low	0.4855 EUR
Close (prev. day)	0.4855 EUR
VWAP	0.47665 EUR
Volume (pcs)	0
Trading volume	0.00
Number of trades	1
Last size	0

Performance and Risk

	6m	1y	3y
Perf (%)	-23.18%	-42.20%	-67.46%
Perf (abs.)	-0.15	-0.35	-1.01
Beta	1.35	0.99	0.59
Volatility	44.36	45.95	53.45

5y



Information about previous performance does not guarantee future performance.
Source: FactSet

Price data

Ø price 5 days Ø volume 5 days (pcs.)	0.5092 EUR (0)
Ø price 30 days Ø volume 30 days (pcs.)	0.4932 EUR (766)
Ø price 100 days Ø volume 100 days (pcs.)	0.5583 EUR (249)
Ø price 250 days Ø volume 250 days (pcs.)	0.6098 EUR (200)
YTD High date	0.7610 EUR (2024/04/09)
YTD Low date	0.4405 EUR (2024/06/25)
52 Weeks High date	0.8270 EUR (2023/07/27)
52 Weeks Low date	0.4405 EUR (2024/06/25)

All listings for TUDOR GOLD CORP.

Exchange ⬆	Date	Time	Price	Trading volume (mio.)	Number of trades
Tradegate	2024/07/26	22:26	0.483 EUR	0.01	7
TSX Venture Exchange	2024/07/26	21:47	0.73 CAD	0.05	59
Stuttgart	2024/07/26	14:44	0.4765 EUR	0.00	5
Munich	2024/07/26	08:02	0.4855 EUR	0.00	1
Hamburg	2024/07/26	08:01	0.4765 EUR	0.00	1

	26						
Frankfurt	2024/07/26	08:10	0.4735	EUR	0.00		2
FINRA other OTC Issues	2024/07/26	21:36	0.5123	USD	0.01		13
Duesseldorf	2024/07/26	08:12	0.476	EUR	0.00		3
Berlin	2024/07/26	20:22	0.474	EUR	0.00		13

Company profile

Company Logo



Company Profile

-

Contact Details

TUDOR GOLD

--

Telefon: -

Fax: -

E-mail: -