

## DELTICOM AG

ISIN: DE0005146807

WKN: 514680

## Overview

2024/04/26 08:16:01

Price  
2.38 EURDifference  -1.65% (-0.04)

## General attributes

ISIN	DE0005146807
Symbol	DEX
Exchange	Hamburg
Currency	EUR
Sector	Commerce
Security type	Stock
Market cap (m)	36 EUR
Benchmark	GERMANY DAX

## Market data

Bid (Bid size)	-
Ask (Ask size)	-
Open	2.38 EUR
High	2.38 EUR
Low	2.38 EUR
Close (prev. day)	2.42 EUR
VWAP	-
Volume (pcs)	0
Trading volume	0.00
Number of trades	3
Last size	0

## Futures and Options











Related Futures	-
Related Options	-

5y



Information about previous performance does not guarantee future performance.  
Source: FactSet

## Recent research

on sector		on market	
Date		Headline	Download
2024/04/26		Global Equity Ratings	
2024/04/26		Aktienempfehlungen Global	
2024/04/03		Global Equity Ratings	
2024/04/03		Aktienempfehlungen Global	
2024/03/13		Global Equity Ratings	

## Details

2024/04/26 08:16:01

Price  
2.38 EURDifference 📉 -1.65% (-0.04)

## General attributes

ISIN	DE0005146807
Symbol	DEX
Exchange	Hamburg
Currency	EUR
Sector	Commerce
Security type	Stock
Market cap (m)	36 EUR
Benchmark	GERMANY DAX

## Market data

Bid (Bid size)	-
Ask (Ask size)	-
Open	2.38 EUR
High	2.38 EUR
Low	2.38 EUR
Close (prev. day)	2.42 EUR
VWAP	-
Volume (pcs)	0
Trading volume	0.00
Number of trades	3
Last size	0

## Performance and Risk

	6m	1y	3y
Perf (%)	+27.27%	+42.09%	-68.62%
Perf (abs.)	+0.51	+0.71	-5.20
Beta	0.65	0.39	0.31
Volatility	70.01	68.28	63.70

5y



Information about previous performance does not guarantee future performance.  
Source: FactSet

## Price data

Ø price 5 days   Ø volume 5 days (pcs.)	2.48 EUR (3,300)
Ø price 30 days   Ø volume 30 days (pcs.)	2.18 EUR (550)
Ø price 100 days   Ø volume 100 days (pcs.)	2.17 EUR (201)
Ø price 250 days   Ø volume 250 days (pcs.)	2.03 EUR (81)
YTD High   date	2.76 EUR (2024/04/22)
YTD Low   date	1.87 EUR (2024/04/12)
52 Weeks High   date	2.76 EUR (2024/04/22)
52 Weeks Low   date	1.52 EUR (2023/05/02)

## Arbitrage views

Exchange <span>📍</span>	Date	Time	Price	Trading volume (mio.)	Number of trades
Xetra	2024/04/26	17:35	2.46 EUR	0.01	7
Tradegate	2024/04/26	22:26	2.50 EUR	0.03	17
Stuttgart	2024/04/26	21:45	2.36 EUR	0.00	56
Munich	2024/04/26	08:00	2.38 EUR	0.00	2
London Stock	2021/11/	11:51	8.00 EUR	0.00	1

Exchange	05						
Hanover	2024/04/ 26	08:16	2.38	EUR	0.00		3
Hamburg	2024/04/ 26	08:16	2.38	EUR	0.00		3
Frankfurt	2024/04/ 26	13:21	2.48	EUR	0.00		2
Duesseldorf	2024/04/ 26	19:31	2.34	EUR	0.00		7
Berlin	2024/04/ 26	08:02	2.38	EUR	0.00		2

## Company profile

### Company Logo



### Contact Details

DELTICOM AG

--

Brühlstrasse 11 - 30169 Hannover

Telefon: +49-511-87989280

Fax: +

E-mail: [info@delti.com](mailto:info@delti.com)

### Company Profile

-

#### Members of Management Board

Andreas Prüfer Member of Executive Committee

Nathalie Kronenberg Member of Executive Committee

Philip von Grolman Member of Executive Committee

#### Board of directors

Michael Thone-Floge Chairman of Supervisory Board

Andrea Hartmann-Piraudeau Member of Supervisory Board

Karl-Otto Lang Member of Supervisory Board