

# FUKUOKA FINANCIAL GROUP

ISIN: **JP3805010000** WKN: **8354**

## Overview

2024/05/03 15:44:28

**Price**  
26.925 USD

**Difference**  55.14% (9.57)

### General attributes

ISIN	JP3805010000
Symbol	8354
Exchange	FINRA other OTC Issues
Currency	USD
Sector	-
Security type	Stock
Market cap (m)	4,596 EUR
Benchmark	NIKKEI 225

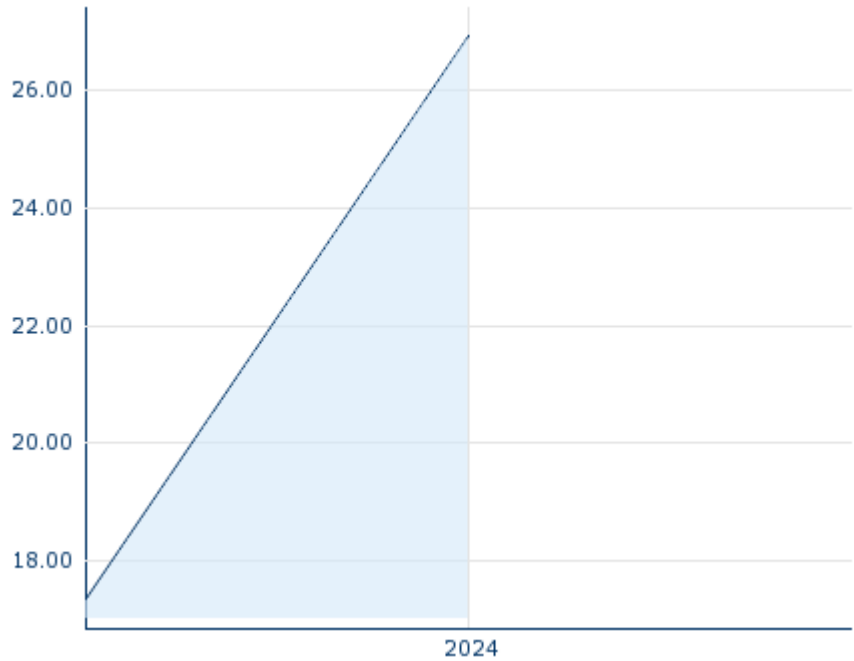
### Market data

Bid (Bid size)	-
Ask (Ask size)	-
Open	26.925 USD
High	26.925 USD
Low	26.925 USD
Close (prev. day)	17.355 USD
VWAP	26.925 USD
Volume (pcs)	1,200
Trading volume	32,310.00
Number of trades	1
Last size	1,200

### Futures and Options


Related Futures	-
Related Options	-

5y



Information about previous performance does not guarantee future performance.  
Source: FactSet

### Recent research

on market		
Date	Headline	Download
2024/02/22	 Aktienempfehlungen Global	
2024/02/22	 Global Equity Ratings	
2023/10/27	 Global Equity Ratings	
2023/10/27	 Aktienempfehlungen Global	
2023/09/29	 Global Equity Ratings	

## Details

2024/05/03 15:44:28

**Price**

26.925 USD

**Difference** ▲ 55.14% (9.57)

**General attributes**

ISIN	JP3805010000
Symbol	8354
Exchange	FINRA other OTC Issues
Currency	USD
Sector	-
Security type	Stock
Market cap (m)	4,596 EUR
Benchmark	NIKKEI 225

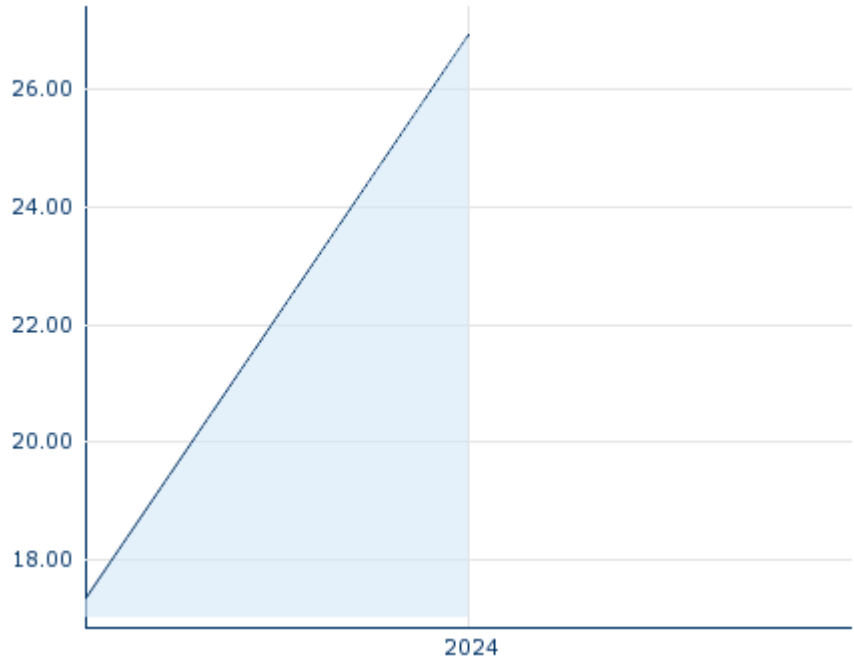
**Market data**

Bid (Bid size)	-
Ask (Ask size)	-
Open	26.925 USD
High	26.925 USD
Low	26.925 USD
Close (prev. day)	17.355 USD
VWAP	26.925 USD
Volume (pcs)	1,200
Trading volume	32,310.00
Number of trades	1
Last size	1,200

**Performance and Risk**

	6m	1y	3y
Perf (%)	-	-	-
Perf (abs.)	-	-	-
Beta	0.62	0.55	0.48
Volatility	-	-	-

5y



Information about previous performance does not guarantee future performance.  
Source: FactSet

**Price data**

Ø price 5 days   Ø volume 5 days (pcs.)	- USD (-)
Ø price 30 days   Ø volume 30 days (pcs.)	26.925 USD (40)
Ø price 100 days   Ø volume 100 days (pcs.)	- USD (-)
Ø price 250 days   Ø volume 250 days (pcs.)	26.925 USD (26)
YTD High   date	- USD (-)
YTD Low   date	- USD (-)
52 Weeks High   date	26.925 USD (2024/05/03)
52 Weeks Low   date	26.925 USD (2024/05/03)

**All listings for FUKUOKA FINANCIAL GROUP**

Exchange	Date	Time	Price	Trading volume (mio.)	Number of trades
Tradegate	2024/06/20	22:02	23.80 EUR	0.00	1
Tokyo Stock Exchange	2024/06/20	08:00	4,042.00 JPY	23.12	1,848
Fukuoka Stock Exchange	2023/12/08	01:00	3,370.00 JPY	0.07	1
Frankfurt	2024/06/21	08:03	24.20 EUR	0.00	1
FINRA other OTC	2024/05/15:44		26.925 USD	0.03	1



## Company profile

### Company Logo



ふくおかフィナンシャルグループ

### Company Profile

-

### Contact Details

FUKUOKA FINANCIAL GROUP

--

13-1, Tenjin 2-chome, Chuo-ku - 810-8727  
Fukuoka

Telefon: +81 92 723 2502

Fax: +81 92 716 3180

E-mail: -