

ST.GALLER KANTONALBANK AG

ISIN: CH0011484067 WKN: 1148406

Overview

2024/07/16 17:30:06

Price
435.00 CHFDifference  -0.57% (-2.50)

General attributes

ISIN	CH0011484067
Symbol	SGKN
Exchange	SIX Swiss Exchange
Currency	CHF
Sector	Financial
Security type	Stock
Market cap (m)	2,664 EUR
Benchmark	SWISS MARKET INDEX

Market data

Bid (Bid size)	433.00 CHF (25)
Ask (Ask size)	438.00 CHF (15)
Open	435.00 CHF
High	436.50 CHF
Low	433.00 CHF
Close (prev. day)	437.50 CHF
VWAP	434.753089 CHF
Volume (pcs)	2,104
Trading volume	914,720.50
Number of trades	260
Last size	16

Futures and Options





Related Futures	-
Related Options	-

5y



Information about previous performance does not guarantee future performance.
Source: FactSet

Recent research

on sector	on market		
Date		Headline	Download
2024/07/15		Aktienempfehlungen Global	
2024/07/12		Global Equity Ratings	
2024/07/09		Aktienempfehlungen Österreich	
2024/06/28		Equity Weekly	
2024/06/24		Aktienempfehlungen Österreich	

Details

2024/07/16 17:30:06

Price

435.00 CHF

Difference ▼ -0.57% (-2.50)

General attributes

ISIN	CH0011484067
Symbol	SGKN
Exchange	SIX Swiss Exchange
Currency	CHF
Sector	Financial
Security type	Stock
Market cap (m)	2,664 EUR
Benchmark	SWISS MARKET INDEX

Market data

Bid (Bid size)	433.00 CHF (25)
Ask (Ask size)	438.00 CHF (15)
Open	435.00 CHF
High	436.50 CHF
Low	433.00 CHF
Close (prev. day)	437.50 CHF
VWAP	434.753089 CHF
Volume (pcs)	2,104
Trading volume	914,720.50
Number of trades	260
Last size	16

Performance and Risk

	6m	1y	3y
Perf (%)	-12.30%	-13.00%	+5.07%
Perf (abs.)	-61.00	-65.00	+21.00
Beta	0.39	0.37	0.35
Volatility	13.13	12.53	14.27

5y



Information about previous performance does not guarantee future performance.
Source: FactSet

Price data

Ø price 5 days Ø volume 5 days (pcs.)	437.10 CHF (1,844)
Ø price 30 days Ø volume 30 days (pcs.)	436.88 CHF (3,517)
Ø price 100 days Ø volume 100 days (pcs.)	463.62 CHF (4,577)
Ø price 250 days Ø volume 250 days (pcs.)	482.08 CHF (2,685)
YTD High date	508.00 CHF (2024/02/01)
YTD Low date	426.50 CHF (2024/07/02)
52 Weeks High date	520.00 CHF (2023/08/09)
52 Weeks Low date	426.50 CHF (2024/07/02)

Arbitrage views

Exchange	Date	Time	Price	Trading volume (mio.)	Number of trades
SIX Swiss Exchange	2024/07/16	17:30	435.00 CHF	0.91	260
London Stock Exchange	2023/09/29	17:36	499.50 CHF	0.13	1
Frankfurt	2019/06/28	15:43	395.50 EUR	0.01	3

Company profile

Company Logo



Contact Details

ST. GALLER KANTONALBANK AG

--

St. Leonhardstrasse 25 - 9001 St. Gallen

Telefon: +41-71-231-31-31

Fax: +

E-mail: info@sgkb.ch

Company Profile

-

Members of Management Board

Christian Schmid	Chairman of Managing Board
Falk Kohlmann	Member of Executive Committee
Hanspeter Wohlwend	Member of Executive Committee
Patrick Graf	Member of Executive Committee
René Walser	Member of Executive Committee

Board of directors

Adrian Rüesch	Member of the administrative board
Andrea Cornelius	Member of the administrative board
Claudia Gietz-Viehweg	Member of the administrative board
Cornelia Stengel	Member of the administrative board
Daniel Ott	Member of the administrative board
Ivo Wechsler	Member of the administrative board
Marc Mächler	Member of the administrative board
Rolf Birrer	Member of the administrative board
Roland Ledergerber	Chairman of the administrative board