

VALERO ENERGY CORP

ISIN: US91913Y1001 WKN: 91913Y100

Overview

2024/07/26 08:02:41

Price

144.32 EUR

Difference  5.57% (7.62)

General attributes

ISIN	US91913Y1001
Symbol	VLO
Exchange	Munich
Currency	EUR
Sector	Energy / Commodities
Security type	Stock
Market cap (m)	47,951 EUR
Benchmark	S&P 500

Market data

Bid (Bid size)	-
Ask (Ask size)	-
Open	144.32 EUR
High	144.32 EUR
Low	144.32 EUR
Close (prev. day)	136.70 EUR
VWAP	136.72 EUR
Volume (pcs)	0
Trading volume	0.00
Number of trades	1
Last size	0

Futures and Options

Related Futures	-
Related Options	-











5y



Information about previous performance does not guarantee future performance.

Source: FactSet

Recent research

on sector		on market	
Date		Headline	Download
2024/07/26		Equity Weekly	
2024/07/24		Global Equity Ratings	
2024/07/24		Aktienempfehlungen Global	
2024/07/15		Aktienempfehlungen Global	
2024/07/12		Equity Weekly	

Details

2024/07/26 08:02:41

Price

144.32 EUR

Difference ▲ 5.57% (7.62)

General attributes

ISIN	US91913Y1001
Symbol	VLO
Exchange	Munich
Currency	EUR
Sector	Energy / Commodities
Security type	Stock
Market cap (m)	47,951 EUR
Benchmark	S&P 500

Market data

Bid (Bid size)	-
Ask (Ask size)	-
Open	144.32 EUR
High	144.32 EUR
Low	144.32 EUR
Close (prev. day)	136.70 EUR
VWAP	136.72 EUR
Volume (pcs)	0
Trading volume	0.00
Number of trades	1
Last size	0

Performance and Risk

	6m	1y	3y
Perf (%)	+17.24%	+27.60%	+165.98%
Perf (abs.)	+21.22	+31.22	+90.06
Beta	0.50	0.57	0.68
Volatility	26.37	25.45	32.95

5y



Information about previous performance does not guarantee future performance.
Source: FactSet

Price data

Ø price 5 days Ø volume 5 days (pcs.)	137.95 EUR (0)
Ø price 30 days Ø volume 30 days (pcs.)	140.02 EUR (7)
Ø price 100 days Ø volume 100 days (pcs.)	147.25 EUR (4)
Ø price 250 days Ø volume 250 days (pcs.)	132.59 EUR (2)
YTD High date	169.16 EUR (2024/04/08)
YTD Low date	114.30 EUR (2024/01/11)
52 Weeks High date	169.16 EUR (2024/04/08)
52 Weeks Low date	112.70 EUR (2023/12/13)

All listings for VALERO ENERGY CORP

Exchange ⊕	Date	Time	Price	Trading volume (mio.)	Number of trades
Vienna Stock Exchange	2024/07/26	17:32	144.36 EUR	0.00	4
Tradegate	2024/07/26	22:26	146.62 EUR	0.00	1
Stuttgart	2024/07/26	08:02	144.32 EUR	0.00	3
NYSE	2024/07/26	22:00	159.12 USD	499.09	43,988
Munich	2024/07/26	08:02	144.32 EUR	0.00	1

	26						
London Stock Exchange	2024/07/17	15:30	150.33 USD	0.01			1
Frankfurt	2024/07/26	08:07	143.54 EUR	0.00			2
Duesseldorf	2024/07/26	19:30	146.26 EUR	0.00			7
Berlin	2024/07/26	08:08	144.42 EUR	0.00			3

Company profile

Company Logo



Contact Details

VALERO ENERGY CORP.

--

One Valero Way - 78249 San Antonio

Telefon: +1-210-345-2000

Fax: +

E-mail: -

Company Profile

-

Members of Management Board

Joseph Gorder Chairman of Board of Directors

Deborah Majoras Member of Board of Directors

Eric Mullins Member of Board of Directors

Fred Diaz Member of Board of Directors

H. Eberhart Member of Board of Directors

Kimberly Greene Member of Board of Directors

Marie Ffolkes Member of Board of Directors

Randall Weisenburger Member of Board of Directors

Rayford Wilkins Member of Board of Directors

Robert Profusek Member of Board of Directors

Lane Riggs Chairman of Managing Board

Eric Fisher Member of Executive Committee

Eric Honeyman Member of Executive Committee

Gary Simmons Member of Executive Committee

Greg Bram Member of Executive Committee

Jason Fraser Member of Executive Committee

Julia Rendon Reinhart Member of Executive Committee

Rich Lashway Member of Executive Committee

Rich Walsh Member of Executive Committee