

SOKOMAN MINERALS CORP.

ISIN: CA83410M1014 WKN: -

Overview

2024/07/26 20:15:13

Price
0.04 CADDifference  0.00% (0.00)

General attributes

ISIN	CA83410M1014
Symbol	SIC
Exchange	TSX Venture Exchange
Currency	CAD
Sector	Energy / Commodities
Security type	Stock
Market cap (m)	8 EUR
Benchmark	S&P/TSX 60 INDEX

Market data

Bid (Bid size)	0.04 CAD (5,000)
Ask (Ask size)	0.045 CAD (236,000)
Open	0.045 CAD
High	0.045 CAD
Low	0.04 CAD
Close (prev. day)	0.04 CAD
VWAP	0.040428 CAD
Volume (pcs)	374,000
Trading volume	15,120.00
Number of trades	11
Last size	7,000

Futures and Options




Related Futures	-
Related Options	-

5y



Information about previous performance does not guarantee future performance.
Source: FactSet

Recent research

on sector			
Date		Headline	Download
2024/07/26		Equity Weekly	
2024/07/24		Global Equity Ratings	
2024/07/24		Aktienempfehlungen Global	
2024/07/15		Aktienempfehlungen Global	
2024/07/12		Equity Weekly	

Details

2024/07/26 20:15:13

Price

0.04 CAD

Difference ➔ 0.00% (0.00)

General attributes

ISIN	CA83410M1014
Symbol	SIC
Exchange	TSX Venture Exchange
Currency	CAD
Sector	Energy / Commodities
Security type	Stock
Market cap (m)	8 EUR
Benchmark	S&P/TSX 60 INDEX

Market data

Bid (Bid size)	0.04 CAD (5,000)
Ask (Ask size)	0.045 CAD (236,000)
Open	0.045 CAD
High	0.045 CAD
Low	0.04 CAD
Close (prev. day)	0.04 CAD
VWAP	0.040428 CAD
Volume (pcs)	374,000
Trading volume	15,120.00
Number of trades	11
Last size	7,000

Performance and Risk

	6m	1y	3y
Perf (%)	-33.33%	-55.56%	-90.80%
Perf (abs.)	-0.02	-0.05	-0.40
Beta	0.80	0.07	0.89
Volatility	97.82	101.11	84.87

5y



Information about previous performance does not guarantee future performance.
Source: FactSet

Price data

Ø price 5 days Ø volume 5 days (pcs.)	0.04 CAD (312,716)
Ø price 30 days Ø volume 30 days (pcs.)	0.04 CAD (193,139)
Ø price 100 days Ø volume 100 days (pcs.)	0.05 CAD (374,863)
Ø price 250 days Ø volume 250 days (pcs.)	0.06 CAD (229,381)
YTD High date	0.08 CAD (2024/01/02)
YTD Low date	0.04 CAD (2024/05/10)
52 Weeks High date	0.12 CAD (2023/08/31)
52 Weeks Low date	0.04 CAD (2024/05/10)

All listings for SOKOMAN MINERALS CORP.

Exchange ⊕	Date	Time	Price	Trading volume (mio.)	Number of trades
Tradegate	2024/07/26	22:02	0.0285 EUR	0.00	1
TSX Venture Exchange	2024/07/26	20:15	0.04 CAD	0.02	11
Stuttgart	2024/07/26	11:05	0.0255 EUR	0.00	3
Frankfurt	2024/07/26	08:05	0.017 EUR	0.00	1
FINRA other OTC	2024/07/26	21:21	0.0333 USD	0.00	7

Issues	26					
Duesseldorf	2024/07/26	08:11	0.025	EUR	0.00	1
Berlin	2024/07/26	08:02	0.0175	EUR	0.00	1

Company profile

Company Logo



Company Profile

-

Contact Details

SOKOMAN MINERALS

--

Telefon: -

Fax: -

E-mail: -